

GEXOL[®]

WORLD CLASS ENERGY CABLES

OFFSHORE WIND PLATFORM
**LOW SMOKE
HALOGEN-FREE**

**DESIGNED SPECIFICALLY FOR OFFSHORE
US JONES ACT COMPLIANT APPLICATIONS**

- **Offshore Wind Electrical Substation Platforms**
- **Wind Turbine Installation Vessels (WTIV)**
- **Wind Farm Service Operation Vessels (SOV)**



AmerCable

ENERGY GROUP



**Severe Cold
Durability**
*Exceeds CSA Cold Bend /
Cold Impact (-40°C/-35°C)*



Flame Retardant
*Certified to IEC 92-3 (332-
3A) and IEEE 1580*

- **Fastest Lead Times**
- **Best On-Time Delivery Rate***
- **Extremely Flexible for Easy Handling and Installation**

GEXOL-331HF **Fire Resistant** Low Smoke / Halogen-Free

Power Cables

- Single Conductor 2-3
- Two Conductor 4-5
- Three Conductor 6-7
- Four Conductor 8-9
- Five Conductor 10-11

Control Cable

- Multi-Conductor 12-13

Instrumentation Cables

- Individually Shielded Pairs 14-15
- Individually Shielded Triads 16-17

GEXOL-HF **Flame Retardant** Low Smoke / Halogen-Free

Power Cables

- Single Conductor 18-19
- Two Conductor 20-21
- Three Conductor 22-23
- Four Conductor 24-25
- Five Conductor 26-27

Control Cable

- Multi-Conductor 28-29

Instrumentation Cables

- Individually Shielded Pairs 30-31
- Individually Shielded Triads 32-33

-
- Type VFD Power Cable 34-35
 - Public Address/General Alarm (PA/GA) . . 36-37

AmerCable believes the information presented throughout this catalog to be reliable and current. All information is subject to change without notice. The information listed is approximate, and is presented only as a guide for product selection. We make no claims or warranties for the suitability of any product for any particular application.

GEXOL® Low Smoke Halogen-Free Energy Cables are the offshore industry's standard for premium power, control and instrumentation performance. GEXOL cables prove their value daily in harsg operating environments around the world.

GEXOL low smoke halogen-free cables are ideally suited for offshore wind **US Jones Act Compliant** applications.

For mission-critical environments that require Fire Resistant/Retardant Low Smoke Halogen-Free cables, you can depend on AmerCable.

Ampacity Ratings

Based on IEEE Std. 45 with a 45°C ambient and arranged in a single bank per hanger. For those instances where cable must be double banked, the ampacities should be multiplied by 0.8.

Ampacities for four conductor cables are based on one conductor not acting as a normal current-carrying conductor (e.g., grounded neutral or grounding conductor).

Bend Radius

	Unarmored	Armored	Armored & Sheathed
IEEE 45	6X Diameter	8X Diameter	8X Diameter
IEC 92	< 1" (25mm) 4 x Diameter > 1" (25mm) 6X Diameter	6X Diameter	8X Diameter
Transport Canada	< 1" (25mm) 4X Diameter > 1" (25mm) 6X Diameter	6X Diameter	6X Diameter

Diameter Conversion → (inches to millimeters): **Multiply by 25.4**



Hawke Gland Types

Hawke Gland Types	Unarmored	Armored & Sheathed
Industrial & Safe Area (IP68)	121	153-X
Increased Safety "EExe"	501/421	501/453/U
Explosion Proof	710 Class I, Div. 2 Class I, Zone 2	753 Class I, Div. 1 Class I, Zone 1 & 2
Flameproof "EExd"	501/421 Zone 1 & 2	501/453/U (2 liter or < enclosures) ICG 653/U (2 liter or > enclosures) Zone 1 & 2

www.AmerCable.com

SINGLE CONDUCTOR POWER CABLE LOW SMOKE HALOGEN-FREE

Extremely Flexible • 2kV • Rated 90°C



Conductor
Soft annealed flexible stranded tinned copper per IEEE 1580 Table 11.

Insulation/Jacket
Fire resistant tape + GEXOL®-HF low smoke, Halogen-Free, flame retardant cross-linked, polyolefin insulation meeting the requirements for Type LSE or LSX of IEEE 1580 plus a black low smoke Halogen-Free flame retardant, polyolefin jacket meeting IEEE 1580. 2000V/IEC 1000V.

Armor (Optional)
Basket weave wire armor per IEEE 1580 and UL 1309/CSA 245. Bronze standard. Tinned copper available by request.

Sheath (Optional)
A black low smoke Halogen-Free flame retardant polyolefin, meeting IEEE 1580.

APPLICATION

Designed and constructed for the demanding environments of offshore facilities located throughout the world.

Primarily used on critical circuits that must continue to function even in a fire condition. This product should be used on any circuit dedicated to emergency lighting, fire detection/suppression, alarms and personnel egress.

FEATURES

- Fire resistant: IEC 60331.
- Flame retardant: IEC 332-3 Category A and IEEE 1202.
- Low smoke and Halogen-Free.
- High strand count conductors make this product more flexible and easier to install than IEC 60092-350 Series cables.
- Severe cold durability: exceeds CSA cold bend/cold impact (-40°C/-35°C).
- Suitable for use in Class I, Division 1 and Zone 1 environments (armored and sheathed).
- Optional braid armor of bronze, aluminum or tinned copper.

RATINGS & APPROVALS

- 90°C Temperature Rating
- American Bureau of Shipping (ABS)
- NRTL Classified to IEEE STD. 1580
- Transport Canada
- Det Norske Veritas (DNV-GL)
- Lloyd's Register of Shipping (LRS)

Hawke Gland Types	Unarmored	Armored & Sheathed
Industrial & Safe Area (IP68)	121	153-X
Increased Safety "EExe"	501/421	501/453/U
Explosion Proof	710 Class I, Div. 2 Class I, Zone 2	753 Class I, Div. 1 Class I, Zone 1 & 2
Flameproof "EExd"	501/421 Zone 1 & 2	501/453/U (2 liter or < enclosures) ICG 653/U (2 liter or > enclosures) Zone 1 & 2

GEXOL® - 331HF FLEXIBLE POWER CABLE – SINGLE CONDUCTOR

Size AWG/ kcmil	mm ²	Part No. 37-104	Unarmored				Armored (B)		Armored and Sheath (BS)				DC Resistance at 25°C (Ohms/1000 ft.)	AC Resistance at 90°C, 60 Hz (Ohms/1000 ft.)	Ampacity			
			Nominal Diameter (inches)	Weight (lbs/MFt.)	Inductive Reactance (Ohms/1000 ft.)	Voltage Drop at 90°C (Volts/Amp/1000 ft.)	Nominal Diameter (inches)	Weight (lbs/MFt.)	Nominal Diameter (inches)	Weight (lbs/MFt.)	Inductive Reactance (Ohms/1000 ft.)	Voltage Drop at 90°C (Volts/Amp/1000 ft.)			Free Air 90°C	90°C	75°C	60°C
18	1.0	-101	0.287	45	0.060	12.790	0.337	91	0.495	153	0.071	12.801	7.210	9.196	18	15	13	9
16	1.3	-102	0.296	50	0.056	8.038	0.347	150	0.505	161	0.067	8.049	4.520	5.765	25	21	18	13
14	2.1	-105	0.317	59	0.053	5.086	0.367	110	0.525	176	0.064	5.098	2.850	3.635	40	34	28	21
12	3.3	-106	0.333	71	0.049	3.210	0.384	125	0.542	193	0.060	3.222	1.790	2.283	51	43	35	26
10	5.2	-108	0.357	89	0.046	2.042	0.408	146	0.566	217	0.056	2.053	1.130	1.441	64	54	45	33
8	7.6	-109	0.411	121	0.047	1.273	0.462	261	0.620	343	0.055	1.283	0.694	0.885	80	68	56	41
6	12.5	-110	0.450	161	0.043	0.814	0.502	224	0.660	319	0.051	0.823	0.436	0.556	104	88	73	53
4	21	-112	0.530	237	0.038	0.559	0.580	323	0.738	420	0.045	0.566	0.286	0.376	139	118	97	72
2	34	-114	0.596	331	0.035	0.355	0.646	427	0.804	533	0.042	0.361	0.175	0.230	184	156	129	95
1	43	-115	0.635	392	0.035	0.290	0.685	492	0.885	645	0.041	0.296	0.140	0.184	212	180	150	109
1/0	54	-116	0.685	476	0.034	0.239	0.736	584	0.936	742	0.041	0.246	0.111	0.147	244	207	174	125
2/0	70	-117	0.757	597	0.033	0.197	0.808	720	1.008	891	0.039	0.203	0.089	0.117	282	240	202	145
3/0	86	-118	0.820	747	0.033	0.164	0.861	864	1.061	1046	0.038	0.170	0.070	0.094	327	278	231	168
4/0	109	-119	0.919	903	0.033	0.138	0.969	1049	1.169	1251	0.038	0.144	0.056	0.075	381	324	271	196
262	132	-120	1.013	1091	0.032	0.120	1.063	1254	1.260	1473	0.037	0.125	0.046	0.063	445	378	314	229
313	159	-121	1.067	1310	0.031	0.106	1.117	1481	1.317	1710	0.036	0.110	0.038	0.053	498	423	351	256
373	189	-122	1.129	1479	0.031	0.094	1.179	1660	1.379	1902	0.035	0.098	0.032	0.045	558	474	393	287
444	227	-123	1.193	1730	0.030	0.085	1.243	1922	1.443	2175	0.034	0.089	0.027	0.039	642	546	453	331
535	273	-124	1.314	2077	0.030	0.076	1.365	2288	1.565	2564	0.034	0.080	0.022	0.033	681	579	485	351
646	326	-126	1.397	2430	0.029	0.069	1.448	2654	1.648	2955	0.034	0.074	0.019	0.028	789	671	557	407
777	394	-127	1.494	2884	0.029	0.064	1.545	3124	1.803	3536	0.033	0.068	0.015	0.025	888	755	627	458
1111	562	-129	1.838	4338	0.028	0.053	1.888	4635	2.147	5132	0.032	0.057	0.011	0.017	1108	942	767	571

Cable diameters shown as nominal are subject to a ± 5% manufacturing tolerance

Ordering GEXOL-331HF Cables 37-104 – 124

Example:

- Single conductor power cable
- 2kV
- 535 kcmil
- bronze armored & sheathed

AmerCable
GEXOL-331HF
Prefix


Specific Cable
Number
(from table)

BS

Armor Requirement
BS – armored &
sheathed
Blank – no armor

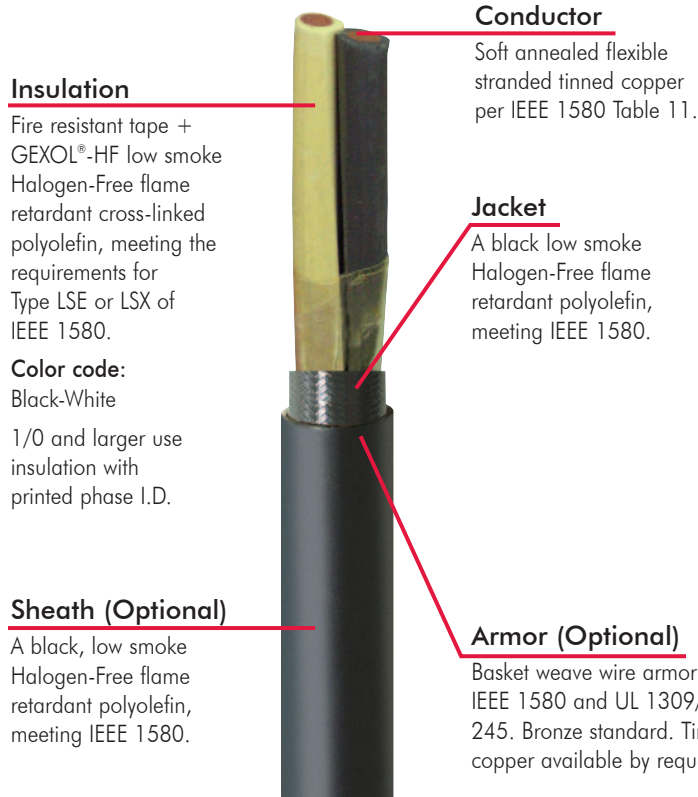


GEXOL® - 331HF FIRE RESISTANT



TWO CONDUCTOR POWER CABLE LOW SMOKE HALOGEN-FREE

Extremely Flexible • 0.6/1kV • Rated 90°C



APPLICATION

Designed and constructed for the demanding environments of offshore facilities located throughout the world.

Primarily used on critical circuits that must continue to function even in a fire condition. This product should be used on any circuit dedicated to emergency lighting, fire detection/suppression, alarms and personnel egress.

FEATURES

- Fire resistant: IEC 60331.
- Flame retardant: IEC 332-3 Category A and IEEE 1202.
- Low smoke and Halogen-Free.
- High strand count conductors make this product more flexible and easier to install than IEC 60092-350 Series cables.
- Severe cold durability: exceeds CSA cold bend/cold impact (-40°C/-35°C).
- Suitable for use in Class I, Division 1 and Zone 1 environments (armored and sheathed).
- Optional braid armor of bronze, aluminum or tinned copper.

RATINGS & APPROVALS

- 90°C Temperature Rating
- American Bureau of Shipping (ABS)
- NRTL Classified to IEEE STD. 1580
- Transport Canada
- Det Norske Veritas (DNV-GL)
- Lloyd's Register of Shipping (LRS)

Hawke Gland Types	Unarmored	Armored & Sheathed
Industrial & Safe Area (IP68)	121	153-X
Increased Safety "EExe"	501/421	501/453/U
Explosion Proof	710 Class I, Div. 2 Class I, Zone 2	753 Class I, Div. 1 Class I, Zone 1 & 2
Flameproof "EExd"	501/421 Zone 1 & 2	501/453/U (2 liter or < enclosures) ICG 653/U (2 liter or > enclosures) Zone 1 & 2

GEXOL® - 331HF FLEXIBLE POWER CABLE – TWO CONDUCTOR

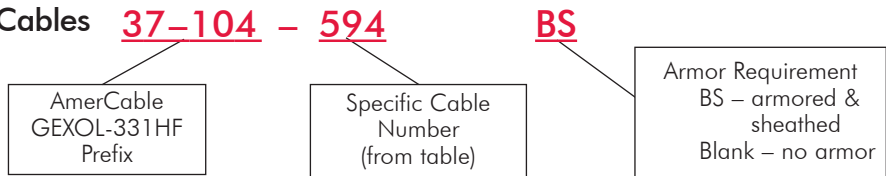
Size AWG/ kcmil	mm ²	Part No. 37-104	Unarmored		Armored (B)		Armored and Sheath (BS)		DC Resistance at 25°C (Ohms/ 1000 ft.)	AC Resistance 90°C, 60 Hz (Ohms/ 1000 ft.)	Inductive Reactance (Ohms / 1000 ft.)	Voltage Drop 90°C (Volts/Amp/ 1000 ft.)	Ampacity		
			Nominal Diameter (inches)	Weight (lbs/ Mft.)	Nominal Diameter (inches)	Weight (lbs/ Mft.)	Nominal Diameter (inches)	Weight (lbs/ Mft.)					90°C	75°C	60°C
			16	1.3	-501	0.437	75	0.489					234	0.645	0.2649
14	2.1	-507	0.465	120	0.529	190	0.663	282	2.907	3.635	0.039	5.072	27	24	16
12	3.3	-515	0.520	147	0.571	230	0.729	329	1.826	2.283	0.037	3.199	36	31	22
10	5.2	-553	0.560	187	0.611	277	0.770	379	1.153	1.441	0.035	2.031	46	38	28
8	7.6	-209	0.668	266	0.719	373	0.925	526	0.708	0.885	0.036	1.263	60	49	36
6	12.5	-210	0.741	397	0.791	516	1.005	684	0.445	0.556	0.034	0.805	79	66	48
4	21	-594	0.949	644	1.000	797	1.200	1006	0.300	0.376	0.030	0.551	101	84	61
1/0	54	-216	1.313	1292	1.363	1502	1.563	1808	0.117	0.147	0.028	0.234	183	153	111
4/0	109	-219	1.645	2192	1.696	2460	1.975	3024	0.058	0.075	0.027	0.132	284	284	172

Cable diameters shown as nominal are subject to a ± 5% manufacturing tolerance

Ordering GEXOL-331HF Cables **37-104 - 594**

Example:

- Two conductor power cable
- 0.6/1kV
- #4 AWG
- bronze armored & sheathed



GEXOL® - 331HF FIRE RESISTANT



THREE CONDUCTOR POWER CABLE LOW SMOKE HALOGEN-FREE

Extremely Flexible • 0.6/1kV • Rated 90°C

Conductor

Soft annealed flexible stranded tinned copper per IEEE 1580 Table 11.

Insulation

Fire resistant tape + GEXOL®-HF low smoke Halogen-Free flame retardant cross-linked polyolefin, meeting the requirements for Type LSE or LSX of IEEE 1580.


Color code:

Black-White-Red

1/0 and larger use insulation with printed phase I.D.

Sheath (Optional)

A black low smoke Halogen-Free flame retardant polyolefin, meeting IEEE 1580.



Jacket

A black low smoke Halogen-Free flame retardant polyolefin, meeting IEEE 1580.

Armor (Optional)

Basket weave wire armor per IEEE 1580 and UL 1309/CSA 245. Bronze standard. Tinned copper available by request.

An uninsulated ground conductor may be incorporated on a make-to-order basis.

RATINGS & APPROVALS

- 90°C Temperature Rating
- American Bureau of Shipping (ABS)
- NRTL Classified to IEEE STD. 1580
- Transport Canada
- Det Norske Veritas (DNV-GL)
- Lloyd's Register of Shipping (LRS)

APPLICATION

Designed and constructed for the demanding environments of offshore facilities located throughout the world.

Primarily used on critical circuits that must continue to function even in a fire condition. This product should be used on any circuit dedicated to emergency lighting, fire detection/suppression, alarms and personnel egress.

FEATURES

- Fire resistant: IEC 60331.
- Flame retardant: IEC 332-3 Category A and IEEE 1202.
- Low smoke and Halogen-Free.
- High strand count conductors make this product more flexible and easier to install than IEC 60092-350 Series cables.
- Severe cold durability: exceeds CSA cold bend/cold impact (-40°C/-35°C).
- Suitable for use in Class I, Division 1 and Zone 1 environments (armored and sheathed).
- Optional braid armor of bronze, aluminum or tinned copper.

Hawke Gland Types	Unarmored	Armored & Sheathed
Industrial & Safe Area (IP68)	121	153-X
Increased Safety "EExe"	501/421	501/453/U
Explosion Proof	710 Class I, Div. 2 Class I, Zone 2	753 Class I, Div. 1 Class I, Zone 1 & 2
Flameproof "EExd"	501/421 Zone 1 & 2	501/453/U (2 liter or < enclosures) ICG 653/U (2 liter or > enclosures) Zone 1 & 2

GEXOL® - 331HF FLEXIBLE POWER CABLE – THREE CONDUCTOR

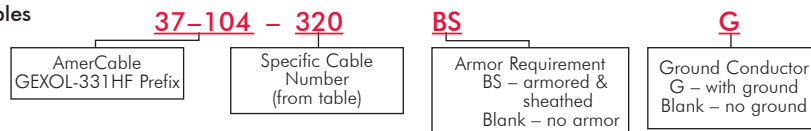
Size AWG/ kcmil	mm	Part No.	Unarmored		Armored (B)		Armored and Sheath (BS)		DC Resistance at 25°C (Ohms/ 1000 ft.)	AC Resistance 90°C, 60 Hz (Ohms/ 1000 ft.)	Inductive Reactance (Ohms / 1000 ft.)	Voltage Drop 90°C (Volts/Amp/ 1000 ft.)	Opt. Uninsulated Grounding Cond. Size AWG	Ampacity		
			Nominal Diameter (inches)	Weight (lbs/ Mft.)	Nominal Diameter (inches)	Weight (lbs/ Mft.)	Nominal Diameter (inches)	Weight (lbs/ Mft.)						90°C	75°C	60°C
			37-104	(inches)	(lbs/ Mft.)	(inches)	(lbs/ Mft.)	(inches)						(lbs/ Mft.)	90°C	75°C
16	1.3	-502	0.459	105	0.509	178	0.640	258	4.610	5.765	0.042	8.023	-	15	13	9
14	2.1	-508	0.476	136	0.554	217	0.665	293	2.907	3.635	0.039	5.072	-	24	20	15
12	3.3	-516	0.550	183	0.599	257	0.745	352	1.826	2.283	0.037	3.199	-	29	24	18
10	5.2	-308	0.580	234	0.643	316	0.770	455	1.153	1.441	0.035	2.031	-	38	32	23
8	7.6	-309	0.703	328	0.754	438	0.975	595	0.708	0.885	0.036	1.263	-	48	41	29
6	12.5	-310	0.740	456	0.838	576	1.038	753	0.445	0.556	0.034	0.805	8	65	54	39
4	21	-312	1.008	745	1.058	909	1.232	1145	0.300	0.376	0.030	0.551	6	83	70	50
2	34	-314	1.162	1082	1.217	1276	1.420	1522	0.184	0.230	0.029	0.348	6	111	93	67
1	43	-315	1.279	1342	1.329	1528	1.530	1797	0.147	0.184	0.029	0.285	6	131	110	79
1/0	54	-316	1.400	1639	1.449	1922	1.650	2214	0.117	0.147	0.028	0.234	6	150	126	91
2/0	70	-317	1.518	2051	1.568	2297	1.800	2763	0.093	0.117	0.028	0.192	4	173	145	105
3/0	86	-318	1.615	2362	1.665	2620	1.910	3176	0.074	0.094	0.027	0.159	4	201	168	122
4/0	109	-319	1.826	3024	1.867	3294	2.125	3933	0.058	0.075	0.027	0.132	4	232	194	141
262	132	-320	2.044	3839	2.094	4156	2.353	4713	0.048	0.063	0.027	0.115	3	273	228	165
313	159	-321	2.153	4435	2.195	4778	2.440	5331	0.040	0.053	0.026	0.101	3	298	249	181
373	189	-322	2.265	5128	2.315	5490	2.575	6072	0.034	0.045	0.026	0.088	2	332	277	201
444	227	-323	2.450	6056	2.484	6452	2.825	7323	0.028	0.039	0.026	0.080	2	382	319	231
535	273	-324	2.660	7099	2.711	7523	3.031	8406	0.024	0.033	0.026	0.072	2	407	340	247
646	326	-326	2.919	8503	2.969	8975	3.290	9938	0.020	0.028	0.026	0.066	1	474	396	287
777	394	-327	3.147	10152	3.197	10665	3.517	11697	0.016	0.025	0.026	0.060	1/0	516	431	313

Cable diameters shown as nominal are subject to a ± 5% manufacturing tolerance

Ordering GEXOL-331HF Cables

Example:

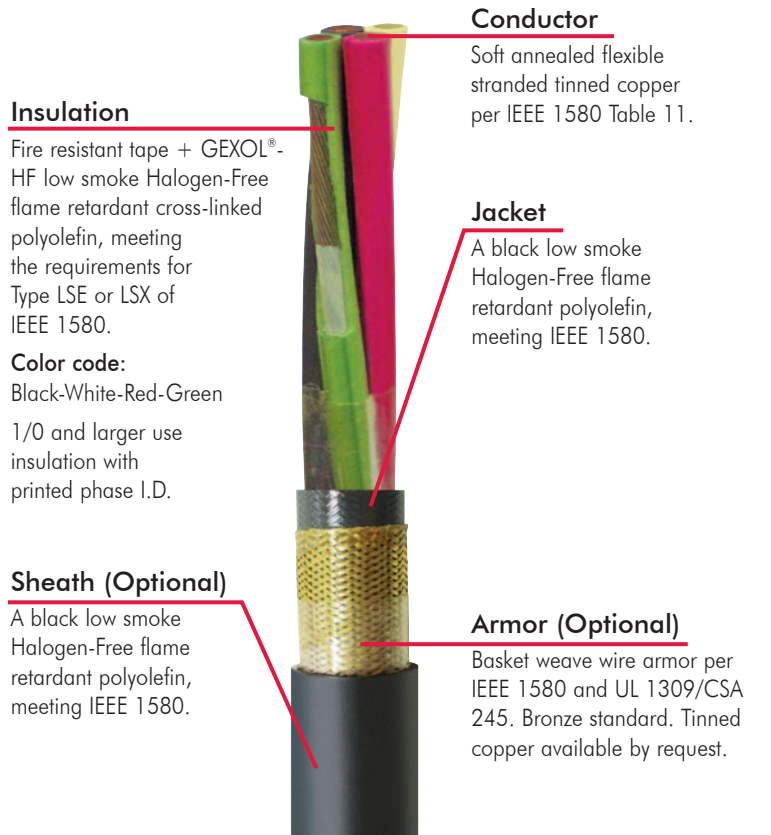
- Three conductor power cable
- 0.6/1kV
- bronze armored & sheathed
- with ground



GEXOL® is a registered trademark of AmerCable Incorporated.

FOUR CONDUCTOR POWER CABLE LOW SMOKE HALOGEN-FREE

Extremely Flexible • 0.6/1kV • Rated 90°C



An uninsulated ground conductor may be incorporated on a make-to-order basis.

RATINGS & APPROVALS

- 90°C Temperature Rating
- American Bureau of Shipping (ABS)
- NRTL Classified to IEEE STD. 1580
- Transport Canada
- Det Norske Veritas (DNV-GL)
- Lloyd's Register of Shipping (LRS)

APPLICATION

Designed and constructed for the demanding environments of offshore facilities located throughout the world.

Primarily used on critical circuits that must continue to function even in a fire condition. This product should be used on any circuit dedicated to emergency lighting, fire detection/suppression, alarms and personnel egress.

FEATURES

- Fire resistant: IEC 60331.
- Flame retardant: IEC 332-3 Category A and IEEE 1202.
- Low smoke and Halogen-Free.
- High strand count conductors make this product more flexible and easier to install than IEC 60092-350 Series cables.
- Severe cold durability: exceeds CSA cold bend/cold impact (-40°C/-35°C).
- Suitable for use in Class I, Division 1 and Zone 1 environments (armored and sheathed).
- Optional braid armor of bronze, aluminum or tinned copper.

Hawke Gland Types	Unarmored	Armored & Sheathed
Industrial & Safe Area (IP68)	121	153-X
Increased Safety "EExe"	501/421	501/453/U
Explosion Proof	710 Class I, Div. 2 Class I, Zone 2	753 Class I, Div. 1 Class I, Zone 1 & 2
Flameproof "EExd"	501/421 Zone 1 & 2	501/453/U (2 liter or < enclosures) ICG 653/U (2 liter or > enclosures) Zone 1 & 2

GEXOL® - 331HF FLEXIBLE POWER CABLE – FOUR CONDUCTOR

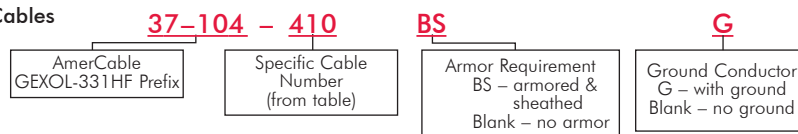
Size AWG/ kcmil	mm2	Part No. 37-104	Unarmored		Armored (B)		Armored and Sheath (BS)		DC Resistance at 25°C (Ohms/ 1000 ft.)	AC Resistance 90°C, 60 Hz (Ohms/ 1000 ft.)	Inductive Reactance (Ohms / 1000 ft.)	Voltage Drop 90°C (Volts/Amp/ 1000 ft.)	Opt. Uninsulated Grounding Cond. Size AWG	Ampacity		
			Nominal Diameter (inches)	Weight (lbs/ Mft.)	Nominal Diameter (inches)	Weight (lbs/ Mft.)	Nominal Diameter (inches)	Weight (lbs/ Mft.)						90°C	75°C	60°C
			16	1.3	-529	0.498	126	0.548						206	0.715	299
14	2.1	-509	0.532	170	0.597	247	0.727	348	2.907	3.635	0.042	5.075	-	24	20	15
12	3.3	-517	0.584	216	0.647	303	0.775	409	1.826	2.283	0.039	3.201	-	29	24	18
10	5.2	-408	0.644	273	0.696	377	0.870	520	1.153	1.441	0.037	2.034	-	38	32	23
8	7.6	-409	0.769	410	0.825	538	1.030	701	0.708	0.885	0.039	1.265	-	48	41	29
6	12.5	-410	0.905	620	0.955	756	1.130	958	0.445	0.556	0.036	0.807	8	65	54	39
4	21	-412	1.095	955	1.156	1117	1.335	1381	0.300	0.376	0.033	0.554	6	83	70	50
2	34	-414	1.265	1356	1.318	1551	1.530	1789	0.184	0.230	0.032	0.351	6	111	93	67
1	43	-415	1.420	1736	1.460	1903	1.660	2197	0.147	0.184	0.032	0.287	6	131	110	79
1/0	54	-416	1.550	2123	1.594	2359	1.853	2784	0.117	0.147	0.031	0.237	6	150	126	91
2/0	70	-417	1.735	2800	1.786	2996	2.100	3468	0.093	0.117	0.030	0.195	4	173	145	105
3/0	86	-418	1.846	3119	1.896	3412	2.155	3911	0.074	0.094	0.030	0.162	4	201	168	122
4/0	109	-419	2.030	4019	2.055	4141	2.313	4679	0.058	0.075	0.029	0.135	4	232	194	141
262	132	-420	2.260	4740	2.310	5102	2.569	5703	0.048	0.063	0.029	0.118	3	273	228	165
313	159	-421	2.373	5508	2.423	5892	2.682	6521	0.040	0.053	0.029	0.103	3	298	249	181
373	189	-422	2.522	6414	2.572	6823	2.893	7664	0.034	0.045	0.029	0.091	2	332	277	201
444	227	-423	2.696	7785	2.747	8008	3.086	9087	0.028	0.039	0.028	0.083	2	382	319	231
535	273	-424	3.011	9266	3.062	9757	3.382	10748	0.024	0.033	0.029	0.075	2	406	340	247
646	326	-426	3.232	10875	3.282	11388	3.603	12447	0.020	0.028	0.029	0.069	1	474	396	287

Cable diameters shown as nominal are subject to a ± 5% manufacturing tolerance

Ordering GEXOL-331HF Cables

Example:

- Four conductor power cable
- 0.6/1kV
- #6 AWG
- bronze armored & sheathed
- with ground



FIVE CONDUCTOR POWER CABLE LOW SMOKE HALOGEN-FREE

Extremely Flexible • 0.6/1kV • Rated 90°C

Conductors

Soft annealed flexible stranded tinned copper per IEEE 1580 Table 11.

Jacket

A black low smoke Halogen-Free flame retardant polyolefin, meeting IEEE 1580.

Armor (Optional)

Basket weave wire armor per IEEE 1580 and UL 1309/CSA 245. Bronze standard. Tinned copper available by request.



Insulation

Fire resistant tape + GEXOL®-HF low smoke Halogen-Free flame retardant cross-linked polyolefin, meeting the requirements for Type LSE or LSX of IEEE 1580.

Color code:

Black-White-Red-Green-Orange

1/0 and larger use insulation with printed phase I.D.

Sheath (Optional)

A black low smoke Halogen-Free flame retardant polyolefin, meeting IEEE 1580.

RATINGS & APPROVALS

- 90°C Temperature Rating
- American Bureau of Shipping (ABS)
- NRTL Classified to IEEE STD. 1580
- Transport Canada
- Det Norske Veritas (DNV-GL)
- Lloyd's Register of Shipping (LRS)

GEXOL® is a registered trademark of AmerCable Incorporated.

APPLICATION

Designed and constructed for the demanding environments of offshore facilities located throughout the world.

Primarily used on critical circuits that must continue to function even in a fire condition. This product should be used on any circuit dedicated to emergency lighting, fire detection/suppression, alarms and personnel egress.

FEATURES

- Fire resistant: IEC 60331.
- Flame retardant: IEC 332-3 Category A and IEEE 1202.
- Low smoke and Halogen-Free.
- High strand count conductors make this product more flexible and easier to install than IEC 60092-350 Series cables.
- Severe cold durability: exceeds CSA cold bend/cold impact (-40°C/-35°C).
- Suitable for use in Class I, Division 1 and Zone 1 environments (armored and sheathed).
- Optional braid armor of bronze, aluminum or tinned copper.

Hawke Gland Types	Unarmored	Armored & Sheathed
Industrial & Safe Area (IP68)	121	153-X
Increased Safety "EExe"	501/421	501/453/U
Explosion Proof	710 Class I, Div. 2 Class I, Zone 2	753 Class I, Div. 1 Class I, Zone 1 & 2
Flameproof "EExd"	501/421 Zone 1 & 2	501/453/U (2 liter or < enclosures) ICG 653/U (2 liter or > enclosures) Zone 1 & 2

GEXOL® - 331HF FLEXIBLE POWER CABLE – FIVE CONDUCTOR

Size AWG/ kcmil	mm ²	Part No. 37-104	Unarmored		Armored (B)		Armored and Sheath (BS)		DC Resistance at 25°C (Ohms/ 1000 ft.)	AC Resistance 90°C, 60 Hz (Ohms/ 1000 ft.)	Inductive Reactance (Ohms / 1000 ft.)	Voltage Drop 90°C (Volts/Amp/ 1000 ft.)	Ampacity		
			Nominal Diameter (inches)	Weight (lbs/ Mft.)	Nominal Diameter (inches)	Weight (lbs/ Mft.)	Nominal Diameter (inches)	Weight (lbs/ Mft.)					90°C	75°C	60°C
			18	1.0	-558	0.523	139	0.573					223	0.731	319
16	1.3	-559	0.536	152	0.587	236	0.760	335	4.610	5.765	0.045	8.025	12	10	7
14	2.1	-510	0.593	200	0.643	294	0.774	398	2.907	3.635	0.042	5.075	19	16	12
12	3.3	-560	0.650	253	0.700	354	0.887	498	1.826	2.283	0.039	3.201	23	19	14
10	5.2	-561	0.704	336	0.754	448	0.954	610	1.153	1.441	0.037	2.034	30	26	18
8	7.6	-562	0.891	523	0.941	666	1.141	863	0.708	0.885	0.039	1.265	38	33	23
6	12.5	-563	0.990	730	1.040	889	1.240	1104	0.445	0.556	0.036	0.807	52	43	32
4	21	-565	1.214	1142	1.264	1340	1.464	1597	0.300	0.376	0.033	0.554	66	56	40
2	34	-566	1.395	1655	1.445	1884	1.645	2175	0.184	0.230	0.032	0.351	89	74	54
1	43	-567	1.565	2051	1.616	2307	1.874	2737	0.147	0.184	0.032	0.287	105	88	64
1/0	54	-568	1.763	2651	1.813	2932	2.072	3411	0.117	0.147	0.031	0.237	120	101	73
2/0	70	-569	1.911	3244	1.962	3551	2.220	4066	0.093	0.117	0.030	0.195	138	116	84
4/0	109	-746	2.212	4722	2.262	5076	2.521	5666	0.058	0.075	0.029	0.135	186	155	112

Cable diameters shown as nominal are subject to a ±5% manufacturing tolerance

Ordering GEXOL-331HF Cables

Example:

- Five conductor power cable
- 0.6/1kV
- #2 AWG
- bronze armored & sheathed

37-104 - 566

BS

AmerCable
GEXOL-331HF
Prefix

Specific Cable
Number
(from table)

Armor Requirement
BS – armored &
sheathed
Blank – no armor



MULTI-CONDUCTOR POWER CABLE LOW SMOKE HALOGEN-FREE

Extremely Flexible • 0.6/1kV • Rated 90°C

Conductors

Soft annealed flexible stranded tinned copper per IEEE 1580 Table 11.

Jacket

A black low smoke Halogen-Free flame retardant polyolefin, meeting IEEE 1580.

Sheath (Optional)

A black low smoke Halogen-Free flame retardant polyolefin, meeting IEEE 1580.



Insulation

Fire resistant tape + GEXOL®-HF low smoke Halogen-Free flame retardant cross-linked polyolefin, meeting the requirements for Type LSE or LSX of IEEE 1580.

Color code:

ICEA K-1, Method 1. For less than minimum order quantities, Method 3 may be used.

Colored singles through 37/C.

Black ink printed singles above 37/C.

Armor (Optional)

Basket weave wire armor per IEEE 1580 and UL 1309/CSA 245. Bronze standard. Tinned copper available by request.

APPLICATION

Designed and constructed for the demanding environments of offshore facilities located throughout the world.

Primarily used on critical circuits that must continue to function even in a fire condition. This product should be used on any circuit dedicated to emergency lighting, fire detection/suppression, alarms and personnel egress.

FEATURES

- Fire resistant: IEC 60331.
- Flame retardant: IEC 332-3 Category A and IEEE 1202.
- Low smoke and Halogen-Free.
- High strand count conductors make this product more flexible and easier to install than IEC 60092-350 Series cables.
- Severe cold durability: exceeds CSA cold bend/cold impact (-40°C/-35°C).
- Suitable for use in Class I, Division 1 and Zone 1 environments (armored and sheathed).
- Optional braid armor of bronze, aluminum or tinned copper.

RATINGS & APPROVALS

- 90°C Temperature Rating
- American Bureau of Shipping (ABS)
- NRTL Classified to IEEE STD. 1580
- Transport Canada
- Det Norske Veritas (DNV-GL)
- Lloyd's Register of Shipping (LRS)

Hawke Gland Types	Unarmored	Armored & Sheathed
Industrial & Safe Area (IP68)	121	153-X
Increased Safety "EExe"	501/421	501/453/U
Explosion Proof	710 Class I, Div. 2 Class I, Zone 2	753 Class I, Div. 1 Class I, Zone 1 & 2
Flameproof "EExd"	501/421 Zone 1 & 2	501/453/U (2 liter or < enclosures) ICG 653/U (2 liter or > enclosures) Zone 1 & 2

GEXOL® -331HF FLEXIBLE CONTROL CABLE – MULTI-CONDUCTOR

Size AWG	mm ²	Number of Conductors	Part No. 37-104	Unarmored		Armored (B)		Armored and Sheath (BS)		Ampacity		
				Nominal Diameter (inches)	Weight (lbs/MFt.)	Nominal Diameter (inches)	Weight (lbs/MFt.)	Nominal Diameter (inches)	Weight (lbs/MFt.)	90°C	75°C	60°C
				16	1.3	4	-529	0.498	126	0.548	206	0.715
16	1.3	5	-559	0.536	152	0.589	237	0.760	249	12	10	7
16	1.3	7	-505	0.579	190	0.629	282	0.800	384	11	9	6
16	1.3	8	-503	0.680	237	0.729	347	0.915	500	11	9	6
16	1.3	10	-504	0.702	259	0.775	374	0.975	539	8	7	5
16	1.3	16	-546	0.825	374	0.875	506	1.090	690	8	7	5
16	1.3	20	-687	0.942	498	0.992	647	1.175	940	8	7	5
16	1.3	24	-525	1.053	571	1.103	739	1.320	972	7	6	4
16	1.3	37	-526	1.196	816	1.246	1011	1.446	1265	6	5	4
16	1.3	44	-577	1.339	1124	1.389	1339	1.589	1620	5	5	3
16	1.3	60	-527	1.489	1276	1.539	1515	1.775	1938	5	5	3
16	1.3	91	-581	1.826	2168	1.877	2465	2.135	2960	5	5	3
14	2.1	4	-509	0.532	170	0.597	248	0.727	348	19	16	12
14	2.1	5	-510	0.593	200	0.643	294	0.774	398	19	16	12
14	2.1	6	-511	0.629	229	0.679	329	0.879	476	19	16	12
14	2.1	7	-521	0.642	245	0.692	347	0.878	496	17	14	10
14	2.1	10	-512	0.790	339	0.855	469	1.027	642	12	10	7
14	2.1	12	-585	0.825	549	0.880	602	1.053	777	12	10	7
14	2.1	14	-523	0.914	480	0.965	626	1.151	893	12	10	7
14	2.1	20	-513	1.008	677	1.122	841	1.295	1120	12	10	7
14	2.1	24	-571	1.172	765	1.223	951	1.423	1200	11	9	7
14	2.1	30	-573	1.240	926	1.291	1124	1.463	1497	11	9	7
14	2.1	37	-514	1.336	1293	1.386	1512	1.558	1602	10	8	6
14	2.1	44	-574	1.499	1531	1.549	1778	1.780	1803	8	7	5
14	2.1	91	-582	2.046	2970	2.097	3299	2.355	3847	8	7	5
12	3.3	4	-517	0.587	216	0.647	303	0.775	409	23	19	14
12	3.3	5	-560	0.650	256	0.700	359	0.887	498	23	19	14
12	3.3	6	-547	0.721	311	0.771	425	0.971	590	23	19	14
12	3.3	10	-518	0.917	493	0.981	629	1.154	839	15	12	9
12	3.3	20	-519	1.156	874	1.206	1060	1.379	1312	15	12	9
12	3.3	24	-572	1.327	1030	1.378	1241	1.578	1496	13	11	8
12	3.3	37	-520	1.453	1485	1.533	1724	1.792	2087	12	10	7

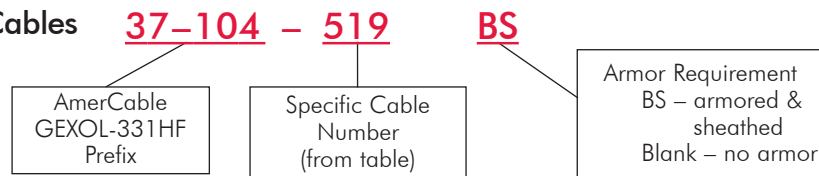
* Colored singles through 37/C. Black ink printed singles above 37/C.

Cable diameters shown as nominal are subject to a ± 5% manufacturing tolerance

Ordering GEXOL-331HF Cables

Example:

- Multi-Conductor control cable
- 0.6/1kV
- #12 AWG
- bronze armored & sheathed



GEXOL® is a registered trademark of AmerCable Incorporated.

GEXOL® - 331HF FIRE RESISTANT SHIELDED PAIRS INSTRUMENTATION CABLE



LOW SMOKE HALOGEN-FREE

Extremely Flexible • 0.6/1kV • Rated 90°C

Insulation

Fire resistant tape + GEXOL®-HF low smoke Halogen-Free flame retardant cross-linked polyolefin, meeting the requirements for Type LSE or LSX of IEEE 1580.

Conductor

Soft annealed flexible stranded tinned copper per IEEE 1580 Table 11.

Pairs

Each pair is twisted with a bare tinned drain wire. Each pair is shielded with polyester-backed aluminum foil tape to afford 100% coverage. Pair-to-pair isolation plus overall shield is provided.

Pair Color code:

Black-White

Armor (Optional)

Basket weave wire armor per IEEE 1580. Bronze standard. Aluminum or tinned copper available by request.

Jacket

A black low smoke Halogen-Free flame retardant polyolefin, meeting IEEE 1580.

Sheath (Optional)

A black low smoke Halogen-Free flame retardant polyolefin, meeting IEEE 1580.



Cable available with blue jacket or stripe to signify intrinsically safe circuit.

APPLICATION

Designed and constructed for the demanding environments of offshore facilities located throughout the world.

Primarily used on critical circuits that must continue to function even in a fire condition. This product should be used on any circuit dedicated to emergency lighting, fire detection/suppression, alarms and personnel egress.

FEATURES

- Fire resistant: IEC 60331.
- Flame retardant: IEC 332-3 Category A and IEEE 1202.
- Low smoke and Halogen-Free.
- High strand count conductors make this product more flexible and easier to install than IEC 60092-350 Series cables.
- Severe cold durability: exceeds CSA cold bend/cold impact (-40°C/-35°C).
- Suitable for use in Class I, Division 1 and Zone 1 environments (armored and sheathed).
- Optional braid armor of bronze, aluminum or tinned copper.

RATINGS & APPROVALS

- 90°C Temperature Rating
- American Bureau of Shipping (ABS)
- NRTL Classified to IEEE STD. 1580
- Transport Canada
- Det Norske Veritas (DNV-GL)
- Lloyd's Register of Shipping (LRS)

Hawke Gland Types	Unarmored	Armored & Sheathed
Industrial & Safe Area (IP68)	121	153-X
Increased Safety "EExe"	501/421	501/453/U
Explosion Proof	710 Class I, Div. 2 Class I, Zone 2	753 Class I, Div. 1 Class I, Zone 1 & 2
Flameproof "EExd"	501/421 Zone 1 & 2	501/453/U (2 liter or < enclosures) ICG 653/U (2 liter or > enclosures) Zone 1 & 2

GEXOL® is a registered trademark of AmerCable Incorporated.

GEXOL®-331HF INSTRUMENTATION CABLE – INDIVIDUALLY SHIELDED PAIRS

Size AWG	mm2	Number of Pairs	Part No. 37-104	Unarmored		Armored (B)		Armored and Sheath (BS)	
				Nominal Diameter (inches)	Weight (lbs/MFt.)	Nominal Diameter (inches)	Weight (lbs/MFt.)	Nominal Diameter (inches)	Weight (lbs/MFt.)
16	1.3	1	-610	0.449	91	0.501	167	0.657	235
16	1.3	2	-611	0.675	239	0.718	317	0.925	484
16	1.3	3	-612	0.715	243	0.756	352	0.965	514
16	1.3	4	-613	0.775	305	0.791	407	1.000	586
16	1.3	5	-614	0.815	372	0.858	479	1.070	682
16	1.3	7	-615	0.966	458	1.016	613	1.216	823
16	1.3	8	-616	1.965	510	1.043	675	1.217	877
16	1.3	10	-617	1.157	665	1.207	800	1.407	1046
16	1.3	12	-618	1.193	903	1.244	926	1.444	1308
16	1.3	16	-619	1.330	939	1.373	1151	1.580	1436
16	1.3	18	-626	1.449	1056	1.445	1257	1.753	1677
16	1.3	20	-688	1.450	1172	1.492	1389	1.751	2109
16	1.3	24	-699	1.666	1302	1.716	1574	1.975	2029
14	2.1	1	-620	0.490	128	0.541	196	0.700	285
14	2.1	2	-621	0.724	301	0.788	396	0.955	574
14	2.1	3	-622	0.777	322	0.827	446	1.027	620
14	2.1	4	-623	0.816	372	0.867	501	1.066	684
14	2.1	5	-624	0.909	522	0.959	668	1.159	868
14	2.1	7	-625	1.042	632	1.118	789	1.280	1018
14	2.1	8	-630	1.100	207	1.154	864	1.360	1092
14	2.1	10	-627	1.290	348	1.341	1046	1.539	1423
14	2.1	12	-628	1.333	996	1.383	1208	1.583	1487

#16 Pairs
 Capacitance = 22 nF/1000 ft.
 Inductance = 0.11 mH/1000 ft.
 Resistance = 4.52 ohms/1000 ft.

#14 Pairs
 Capacitance = 25 nF/1000 ft.
 Inductance = 0.11 mH/1000 ft.
 Resistance = 2.85 ohms/1000 ft.

Cable diameters shown as nominal are subject to a ± 5% manufacturing tolerance

Ordering GEXOL-331HF Cables **37-104** – **620** **BS**

Example:


- Instrumentation cable
- 0.6/1kV
- #14 AWG, 1 Pair
- bronze armored & sheathed

AmerCable
GEXOL-331HF
Prefix

Specific Cable
Number
(from table)

Armor Requirement
BS – armored &
sheathed
Blank – no armor

GEXOL® - 331 HF FIRE RESISTANT SHIELDED TRIADS INSTRUMENTATION CABLE



LOW SMOKE HALOGEN-FREE

Extremely Flexible • 0.6/1kV • Rated 90°C

Insulation

Fire resistant tape + GEXOL®-HF low smoke Halogen-Free flame retardant cross-linked polyolefin, meeting the requirements for Type LSE or LSX of IEEE 1580.

Conductor

Soft annealed flexible stranded tinned copper per IEEE 1580 Table 11.

Triads

Each triad is twisted with a bare tinned drain wire. Each triad is shielded with polyester-backed aluminum foil tape to afford 100% coverage. Triad to triad isolation plus overall shielding is provided.

Triad Color code:
Black-White-Red

Jacket

A black low smoke Halogen-Free flame retardant polyolefin, compound meeting IEEE 1580.

Armor (Optional)

Basket weave wire armor per IEEE 1580. Bronze standard. Aluminum or tinned copper available by request.

Sheath (Optional)

A black low smoke Halogen-Free flame retardant polyolefin, meeting IEEE 1580.



Cable available with blue jacket or stripe to signify intrinsically safe circuit.

APPLICATION

Designed and constructed for the demanding environments of offshore facilities located throughout the world.

Primarily used on critical circuits that must continue to function even in a fire condition. This product should be used on any circuit dedicated to emergency lighting, fire detection/suppression, alarms and personnel egress.

FEATURES

- Fire resistant: IEC 60331.
- Flame retardant; IEC 332-3 Category A and IEEE 1202.
- Low smoke and Halogen-Free.
- High strand count conductors make this product more flexible and easier to install than IEC 60092-350 Series cables.
- Severe cold durability: exceeds CSA cold bend/cold impact (-40°C/-35°C).
- Suitable for use in Class I, Division 1 and Zone 1 environments (armored and sheathed).
- Optional braid armor of bronze, aluminum or tinned copper.

RATINGS & APPROVALS

- 90°C Temperature Rating
- American Bureau of Shipping (ABS)
- NRTL Classified to IEEE STD. 1580
- Transport Canada
- Det Norske Veritas (DNV-GL)
- Lloyd's Register of Shipping (LRS)

Hawke Gland Types	Unarmored	Armored & Sheathed
Industrial & Safe Area (IP68)	121	153-X
Increased Safety "EExe"	501/421	501/453/U
Explosion Proof	710 Class I, Div. 2 Class I, Zone 2	753 Class I, Div. 1 Class I, Zone 1 & 2
Flameproof "EExd"	501/421 Zone 1 & 2	501/453/U (2 liter or < enclosures) ICG 653/U (2 liter or > enclosures) Zone 1 & 2

GEXOL® - 331HF INSTRUMENTATION CABLE – INDIVIDUALLY SHIELDED TRIADS

Size AWG	mm2	Number of Triads	Part No. 37-104	Unarmored		Armored (B)		Armored and Sheath (BS)	
				Nominal Diameter (inches)	Weight (lbs/MFt.)	Nominal Diameter (inches)	Weight (lbs/MFt.)	Nominal Diameter (inches)	Weight (lbs/MFt.)
16	1.3	1	-668	0.457	113	0.523	188	0.665	269
16	1.3	3	-669	0.902	359	0.952	503	1.152	702
16	1.3	4	-698	0.980	412	1.035	571	1.230	786
16	1.3	6	-676	1.148	598	1.203	785	1.398	1050
16	1.3	7	-670	1.152	649	1.203	836	1.403	1081
16	1.3	8	-677	1.175	693	1.291	905	1.425	1235

Cable diameters shown as nominal are subject to a $\pm 5\%$ manufacturing tolerance

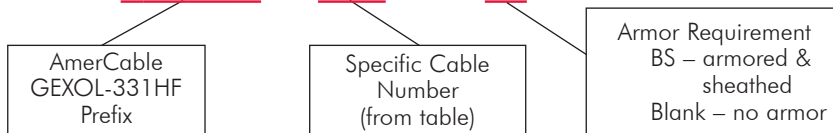
#16 Triads

Capacitance = 22 nF/1000 ft.
Inductance = 0.11 mH/1000 ft.
Resistance = 4.52 ohms/1000 ft.


Ordering GEXOL-331HF Cables **37-104 - 698** **BS**

Example:

- Instrumentation cable
- 0.6/1kV
- #16 AWG, 4 triad
- bronze armored & sheathed



GEXOL® - HF FLAME RETARDANT SINGLE CONDUCTOR POWER CABLE



LOW SMOKE HALOGEN-FREE

Extremely Flexible • 2kV • Rated 90°C



Conductor

Soft annealed flexible stranded tinned copper per IEEE 1580 Table 11.

Insulation/Jacket

GEXOL®-HF low smoke, Halogen-Free flame retardant cross-linked, polyolefin insulation meeting the requirements for Type LSE or LSX of IEEE 1580 plus a black low smoke Halogen-Free flame retardant polyolefin jacket meeting IEEE 1580. 2000V/IEC 1000V.

Armor (Optional)

Basket weave wire armor per IEEE 1580 and UL 1309/CSA 245. Bronze standard. Tinned copper available by request.

Sheath (Optional)

A black low smoke Halogen-Free flame retardant polyolefin, meeting IEEE 1580.

APPLICATION

Smoke, with its toxic and corrosive effects, is recognized as the real culprit in fire fatalities. And, there is increasing concern about smoke evolution in confined spaces or areas of limited egress. Low smoke, Halogen-Free, GEXOL-HF should be used in the living quarters area to insure safe egress of personnel during a fire. GEXOL-HF does not produce corrosive gases during a fire that might damage expensive electronic equipment.

FEATURES

- Flame retardant: IEC 332-3 Category A and IEEE 1202.
- Low smoke and Halogen-Free.
- High strand count conductors make this product more flexible and easier to install than IEC 60092-350 Series cables.
- Severe cold durability: exceeds CSA cold bend/cold impact (-40°C/-35°C).
- Suitable for use in Class I, Division 1 and Zone 1 environments (armored and sheathed).
- Optional braid armor of bronze, aluminum or tinned copper.

RATINGS & APPROVALS

- 90°C Temperature Rating
- American Bureau of Shipping (ABS)
- NRTL Classified to IEEE STD. 1580
- Transport Canada
- Det Norske Veritas (DNV-GL)
- Lloyd’s Register of Shipping (LRS)

Hawke Gland Types	Unarmored	Armored & Sheathed
Industrial & Safe Area (IP68)	121	153-X
Increased Safety "EExe"	501/421	501/453/U
Explosion Proof	710 Class I, Div. 2 Class I, Zone 2	753 Class I, Div. 1 Class I, Zone 1 & 2
Flameproof "EExd"	501/421 Zone 1 & 2	501/453/U (2 liter or < enclosures) ICG 653/U (2 liter or > enclosures) Zone 1 & 2

GEXOL®-HF FLEXIBLE POWER CABLE – SINGLE CONDUCTOR

Size AWG/ kcmil	mm2	Part No. 37-103	Unarmored				Armored (B)		Armored and Sheath (BS)				DC Resistance at 25°C (Ohms/1000 ft.)	AC Resistance at 90°C, 60 Hz (Ohms/1000 ft.)	Ampacity			
			Nominal Diameter (inches)	Weight (lbs/Mft.)	Inductive Reactance Ohms/1000 ft.	Voltage Drop at 90°C (Volts/Amp/1000 ft.)	Nominal Diameter (inches)	Weight (lbs/Mft.)	Nominal Diameter (inches)	Weight (lbs/Mft.)	Inductive Reactance (Ohms/1000 ft.)	Voltage Drop at 90°C (Volts/Amp/1000 ft.)			Free Air 90°C	90°C	75°C	60°C
18	1.0	-101	0.232	32	0.060	12.790	0.314	82	0.472	140	0.071	12.801	7.210	9.196	18	15	13	9
16	1.3	-102	0.245	37	0.056	8.038	0.295	43	0.440	168	0.067	8.049	4.520	5.765	25	21	18	13
14	2.1	-105	0.259	44	0.053	5.086	0.309	85	0.468	143	0.064	5.098	2.850	3.635	40	34	28	21
12	3.3	-106	0.277	55	0.049	3.210	0.327	99	0.485	160	0.060	3.222	1.790	2.283	51	43	35	26
10	5.2	-108	0.301	71	0.046	2.042	0.351	119	0.511	184	0.056	2.053	1.130	1.441	64	54	45	33
8	7.6	-109	0.381	110	0.047	1.273	0.431	171	0.589	246	0.055	1.283	0.694	0.885	80	68	56	41
6	12.5	-110	0.427	151	0.043	0.814	0.472	218	0.630	296	0.051	0.823	0.436	0.556	104	88	73	53
4	21	-112	0.510	151	0.038	0.559	0.555	307	0.700	398	0.045	0.566	0.286	0.376	139	118	97	72
2	34	-114	0.591	334	0.035	0.355	0.641	428	0.800	534	0.042	0.361	0.175	0.230	184	156	129	95
1	43	-115	0.610	384	0.035	0.290	0.660	481	0.818	590	0.041	0.296	0.140	0.184	212	180	150	109
1/0	54	-116	0.680	485	0.034	0.239	0.730	596	0.931	753	0.041	0.246	0.111	0.147	244	207	174	125
2/0	70	-117	0.735	614	0.033	0.197	0.785	718	0.982	878	0.039	0.203	0.089	0.117	282	240	202	145
3/0	86	-118	0.779	719	0.033	0.164	0.829	841	1.016	1015	0.038	0.170	0.070	0.094	327	278	231	168
4/0	109	-119	0.890	937	0.033	0.138	0.940	1096	1.140	1271	0.038	0.144	0.056	0.075	381	324	271	196
262	132	-120	0.988	1100	0.032	0.120	1.038	1287	1.238	1474	0.037	0.125	0.046	0.063	445	378	314	229
313	159	-121	1.035	1250	0.031	0.106	1.085	1424	1.285	1648	0.036	0.110	0.038	0.053	498	423	351	256
373	189	-122	1.096	1483	0.031	0.094	1.145	1659	1.346	1894	0.035	0.098	0.032	0.045	558	474	393	287
444	227	-123	1.168	1723	0.030	0.085	1.218	1910	1.418	2158	0.034	0.089	0.027	0.039	642	546	453	331
535	273	-124	1.289	2207	0.030	0.076	1.339	2582	1.550	2600	0.034	0.080	0.022	0.033	681	579	485	351
646	326	-126	1.372	2460	0.029	0.069	1.422	2679	1.622	2966	0.034	0.074	0.019	0.028	789	671	557	407
777	394	-127	1.469	2921	0.029	0.064	1.519	3161	1.778	3567	0.033	0.068	0.015	0.025	888	755	627	458
1111	562	-129	1.834	4363	0.028	0.053	1.884	4655	2.143	5151	0.032	0.057	0.011	0.017	1108	942	767	571

Cable diameters shown as nominal are subject to a ± 5% manufacturing tolerance

Ordering GEXOL-HF Cables

Example:

- Single conductor power cable
- 2kV
- 535 kcmil
- bronze armored & sheathed

37-103 - 124

BS


AmerCable
GEXOL-HF Prefix

Specific Cable
Number
(from table)

Armor Requirement
BS – armored &
sheathed
Blank – no armor




GEXOL® - HF FLAME RETARDANT TWO CONDUCTOR POWER CABLE



LOW SMOKE HALOGEN-FREE

Extremely Flexible • 0.6/1kV • Rated 90°C



APPLICATION

Smoke, with its toxic and corrosive effects, is recognized as the real culprit in fire fatalities. And, there is increasing concern about smoke evolution in confined spaces or areas of limited egress. Low smoke, Halogen-Free, GEXOL-HF should be used in the living quarters area to insure safe egress of personnel during a fire. GEXOL-HF does not produce corrosive gases during a fire that might damage expensive electronic equipment.

FEATURES

- Flame retardant: IEC 332-3 Category A and IEEE 1202.
- Low smoke and Halogen-Free.
- High strand count conductors make this product more flexible and easier to install than IEC 60092-350 Series cables.
- Severe cold durability: exceeds CSA cold bend/cold impact (-40°C/-35°C).
- Suitable for use in Class I, Division 1 and Zone 1 environments (armored and sheathed).
- Optional braid armor of bronze, aluminum or tinned copper.

RATINGS & APPROVALS

- 90°C Temperature Rating
- American Bureau of Shipping (ABS)
- NRTL Classified to IEEE STD. 1580
- Transport Canada
- Det Norske Veritas (DNV-GL)
- Lloyd's Register of Shipping (LRS)

Hawke Gland Types	Unarmored	Armored & Sheathed
Industrial & Safe Area (IP68)	121	153-X
Increased Safety "EExe"	501/421	501/453/U
Explosion Proof	710 Class I, Div. 2 Class I, Zone 2	753 Class I, Div. 1 Class I, Zone 1 & 2
Flameproof "EExd"	501/421 Zone 1 & 2	501/453/U (2 liter or < enclosures) ICG 653/U (2 liter or > enclosures) Zone 1 & 2

GEXOL® -HF FLEXIBLE POWER CABLE – TWO CONDUCTOR

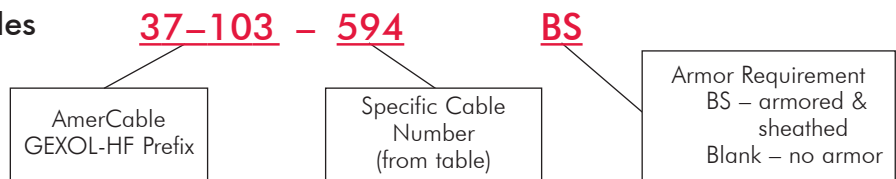
Size AWG/ kcmil		Part No. 37-103	Unarmored		Armored (B)		Armored and Sheath (BS)		DC Resistance at 25°C (Ohms/ 1000 ft.)	AC Resistance 90°C, 60 Hz (Ohms/ 1000 ft.)	Inductive Reactance (Ohms / 1000 ft.)	Voltage Drop 90°C (Volts/Amp/ 1000 ft.)	Ampacity		
			Nominal Diameter (inches)	Weight (lbs/ Mft.)	Nominal Diameter (inches)	Weight (lbs/ Mft.)	Nominal Diameter (inches)	Weight (lbs/ Mft.)					90°C	75°C	60°C
			16	1.3	-501	0.405	79	0.455					92	0.600	213
14	2.1	-507	0.435	95	0.485	111	0.630	244	2.907	3.635	0.039	5.072	27	24	16
12	3.3	-515	0.475	124	0.525	145	0.670	280	1.826	2.283	0.037	3.199	36	31	22
10	5.2	-553	0.525	166	0.575	194	0.710	303	1.153	1.441	0.035	2.031	46	38	28
8	7.6	-209	0.625	235	0.675	333	0.875	479	0.708	0.885	0.036	1.263	60	49	36
6	12.5	-210	0.689	339	0.749	442	0.949	603	0.445	0.556	0.034	0.805	79	66	48
4	21	-594	0.909	578	0.959	719	1.159	918	0.300	0.376	0.030	0.551	101	84	61
1/0	54	-216	1.265	1236	1.315	1446	1.520	1785	0.117	0.147	0.028	0.234	183	153	111

Cable diameters shown as nominal are subject to a $\pm 5\%$ manufacturing tolerance

Ordering GEXOL-HF Cables

Example:

- Two conductor power cable
- 0.6/1kV
- #4 AWG
- bronze armored & sheathed



GEXOL® - HF FLAME RETARDANT THREE CONDUCTOR POWER CABLE

LOW SMOKE HALOGEN-FREE

Extremely Flexible • 0.6/1kV • Rated 90°C

Conductor

Soft annealed flexible stranded tinned copper per IEEE 1580 Table 11.

Insulation

GEXOL®-HF low smoke Halogen-Free flame retardant cross-linked polyolefin, meeting the requirements for Type LSE or LSX of IEEE 1580.


Color code:

Black-White-Red

1/0 and larger use insulation with printed phase I.D.

Sheath (Optional)

A black low smoke Halogen-Free flame retardant polyolefin, meeting IEEE 1580.



Jacket

A black low smoke Halogen-Free flame retardant polyolefin, meeting IEEE 1580.

Armor (Optional)

Basket weave wire armor per IEEE 1580 and UL 1309/CSA 245. Bronze standard. Tinned copper available by request.

An uninsulated ground conductor may be incorporated on a make-to-order basis.

APPLICATION

Smoke, with its toxic and corrosive effects, is recognized as the real culprit in fire fatalities. And, there is increasing concern about smoke evolution in confined spaces or areas of limited egress. Low smoke, Halogen-Free, GEXOL-HF should be used in the living quarters area to insure safe egress of personnel during a fire. GEXOL-HF does not produce corrosive gases during a fire that might damage expensive electronic equipment.

FEATURES

- Flame retardant: IEC 332-3 Category A and IEEE 1202.
- Low smoke and Halogen-Free.
- High strand count conductors make this product more flexible and easier to install than IEC 60092-350 Series cables.
- Severe cold durability: exceeds CSA cold bend/cold impact (-40°C/-35°C).
- Suitable for use in Class I, Division 1 and Zone 1 environments (armored and sheathed).
- Optional braid armor of bronze, aluminum or tinned copper.

RATINGS & APPROVALS

- 90°C Temperature Rating
- American Bureau of Shipping (ABS)
- NRTL Classified to IEEE STD. 1580
- Transport Canada
- Det Norske Veritas (DNV-GL)
- Lloyd's Register of Shipping (LRS)

Hawke Gland Types	Unarmored	Armored & Sheathed
Industrial & Safe Area (IP68)	121	153-X
Increased Safety "EExe"	501/421	501/453/U
Explosion Proof	710 Class I, Div. 2 Class I, Zone 2	753 Class I, Div. 1 Class I, Zone 1 & 2
Flameproof "EExd"	501/421 Zone 1 & 2	501/453/U (2 liter or < enclosures) ICG 653/U (2 liter or > enclosures) Zone 1 & 2

GEXOL®-HF FLEXIBLE POWER CABLE – THREE CONDUCTOR

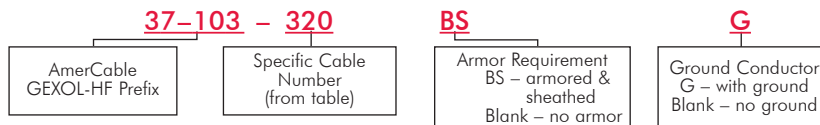
Size AWG/ kcmil	mm2	Part No. 37-103	Unarmored		Armored (B)		Armored and Sheath (BS)		DC Resistance at 25°C (Ohms/ 1000 ft.)	AC Resistance 90°C, 60 Hz (Ohms/ 1000 ft.)	Inductive Reactance (Ohms / 1000 ft.)	Voltage Drop 90°C (Volts/Amp/ 1000 ft.)	Opt. Uninsulated Grounding Cond. Size AWG	Ampacity		
			Nominal Diameter (inches)	Weight (lbs/ Mft.)	Nominal Diameter (inches)	Weight (lbs/ Mft.)	Nominal Diameter (inches)	Weight (lbs/ Mft.)						90°C	75°C	60°C
			16	1.3	-502	0.425	94	0.475						110	0.620	236
14	2.1	-508	0.445	114	0.495	133	0.640	255	2.907	3.635	0.039	5.072	-	24	20	15
12	3.3	-516	0.490	157	0.540	184	0.685	317	1.826	2.283	0.037	3.199	-	29	24	18
10	5.2	-308	0.545	208	0.595	243	0.745	378	1.153	1.441	0.035	2.031	-	38	32	23
8	7.6	-309	0.662	309	0.712	362	0.885	555	0.708	0.885	0.036	1.263	-	48	41	29
6	12.5	-310	0.735	439	0.785	514	0.960	712	0.445	0.556	0.034	0.805	8	65	54	39
4	21	-312	0.952	737	1.002	862	1.189	1094	0.300	0.376	0.030	0.551	6	83	70	50
2	34	-314	1.111	1037	1.161	1213	1.345	1464	0.184	0.230	0.029	0.348	6	111	93	67
1	43	-315	1.229	1310	1.279	1521	1.456	1797	0.147	0.184	0.029	0.285	6	131	110	79
1/0	54	-316	1.350	1500	1.400	1755	1.560	2123	0.117	0.147	0.028	0.234	6	150	126	91
2/0	70	-317	1.465	1992	1.515	2331	1.745	2651	0.093	0.117	0.028	0.192	4	173	145	105
3/0	86	-318	1.574	2395	1.624	2646	1.920	3078	0.074	0.094	0.027	0.159	4	201	168	122
4/0	109	-319	1.785	2974	1.835	3480	2.150	3888	0.058	0.075	0.027	0.132	4	232	194	141
262	132	-320	1.988	3686	2.038	4313	2.325	4623	0.048	0.063	0.027	0.115	3	273	228	165
313	159	-321	2.090	4372	2.140	5115	2.375	5247	0.040	0.053	0.026	0.101	3	298	249	181
373	189	-322	2.223	5118	2.273	5988	2.529	6057	0.034	0.045	0.026	0.088	2	332	277	201
444	227	-323	2.430	6145	2.480	7190	2.740	7077	0.028	0.039	0.026	0.080	2	382	319	231
535	273	-324	2.650	7175	2.700	8395	3.005	8596	0.024	0.033	0.026	0.072	2	407	340	247
646	326	-326	2.940	8816	2.990	9288	3.284	10257	0.020	0.028	0.026	0.066	1	474	396	287
777	394	-327	3.108	10353	3.158	10866	3.505	11886	0.016	0.025	0.026	0.060	1/0	516	431	313

Cable diameters shown as nominal are subject to a $\pm 5\%$ manufacturing tolerance

Ordering GEXOL-HF Cables

Example:

- Three conductor power cable
- 0.6/1kV
- bronze armored & sheathed
- with ground

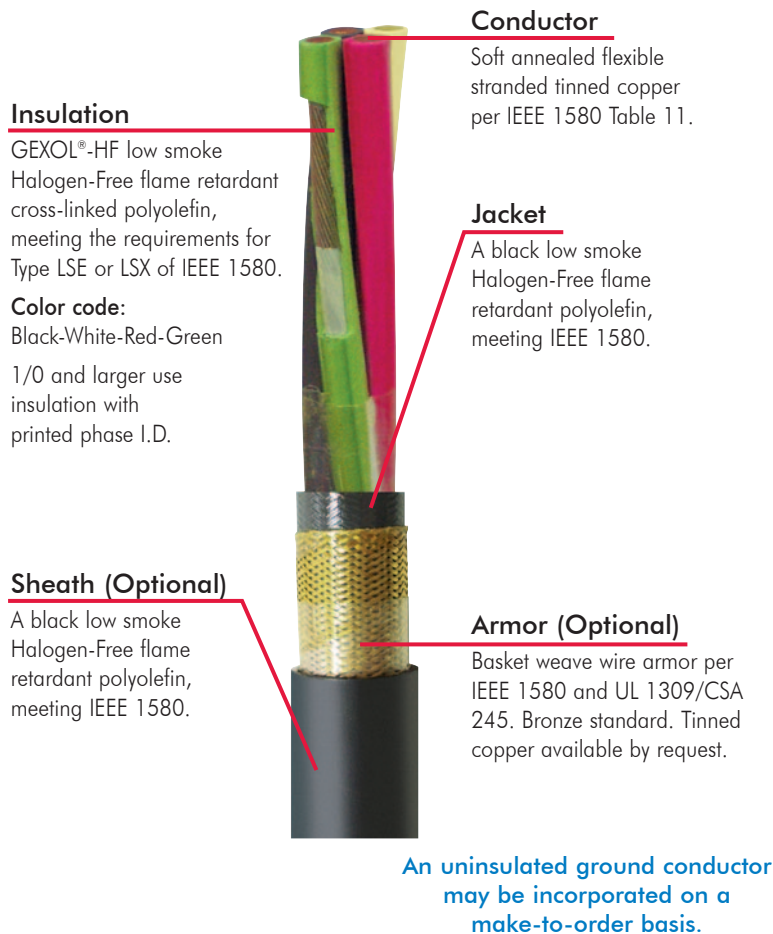


GEXOL® is a registered trademark of AmerCable Incorporated.

GEXOL® - HF FLAME RETARDANT FOUR CONDUCTOR POWER CABLE

LOW SMOKE HALOGEN-FREE

Extremely Flexible • 0.6/1kV • Rated 90°C



APPLICATION

Smoke, with its toxic and corrosive effects, is recognized as the real culprit in fire fatalities. And, there is increasing concern about smoke evolution in confined spaces or areas of limited egress. Low smoke, Halogen-Free, GEXOL-HF should be used in the living quarters area to insure safe egress of personnel during a fire. GEXOL-HF does not produce corrosive gases during a fire that might damage expensive electronic equipment.

FEATURES

- Flame retardant: IEC 332-3 Category A and IEEE 1202.
- Low smoke and Halogen-Free.
- High strand count conductors make this product more flexible and easier to install than IEC 60092-350 Series cables.
- Severe cold durability: exceeds CSA cold bend/cold impact (-40°C/-35°C).
- Suitable for use in Class I, Division 1 and Zone 1 environments (armored and sheathed).
- Optional braid armor of bronze, aluminum or tinned copper.

RATINGS & APPROVALS

- 90°C Temperature Rating
- American Bureau of Shipping (ABS)
- NRTL Classified to IEEE STD. 1580
- Transport Canada
- Det Norske Veritas (DNV-GL)
- Lloyd's Register of Shipping (LRS)

Hawke Gland Types	Unarmored	Armored & Sheathed
Industrial & Safe Area (IP68)	121	153-X
Increased Safety "EExe"	501/421	501/453/U
Explosion Proof	710 Class I, Div. 2 Class I, Zone 2	753 Class I, Div. 1 Class I, Zone 1 & 2
Flameproof "EExd"	501/421 Zone 1 & 2	501/453/U (2 liter or < enclosures) ICG 653/U (2 liter or > enclosures) Zone 1 & 2

GEXOL®-HF FLEXIBLE POWER CABLE – FOUR CONDUCTOR

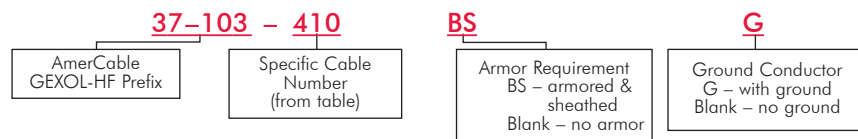
Size AWG/ kcmil	mm2	Part No. 37-103	Unarmored		Armored (B)		Armored and Sheath (BS)		DC Resistance at 25°C (Ohms/ 1000 ft.)	AC Resistance 90°C, 60 Hz (Ohms/ 1000 ft.)	Inductive Reactance (Ohms / 1000 ft.)	Voltage Drop 90°C (Volts/Amp/ 1000 ft.)	Opt. Uninsulated Grounding Cond. Size AWG	Ampacity		
			Nominal Diameter (inches)	Weight (lbs/ Mft.)	Nominal Diameter (inches)	Weight (lbs/ Mft.)	Nominal Diameter (inches)	Weight (lbs/ Mft.)						90°C	75°C	60°C
			16	1.3	-529	0.459	114	0.509						187	0.667	274
14	2.1	-509	0.470	141	0.520	166	0.660	300	2.907	3.635	0.042	5.075	-	24	20	15
12	3.3	-517	0.540	188	0.590	222	0.735	368	1.826	2.283	0.039	3.201	-	29	24	18
10	5.2	-408	0.574	258	0.624	304	0.770	447	1.153	1.441	0.037	2.034	-	38	32	23
8	7.6	-409	0.725	374	0.775	441	0.946	656	0.708	0.885	0.039	1.265	-	48	41	29
6	12.5	-410	0.805	548	0.855	647	1.054	856	0.445	0.556	0.036	0.807	8	65	54	39
4	21	-412	1.060	894	1.110	1055	1.280	1292	0.300	0.376	0.033	0.554	6	83	70	50
2	34	-414	1.225	1307	1.275	1542	1.460	1750	0.184	0.230	0.032	0.351	6	111	93	67
1	43	-415	1.355	1665	1.405	1965	1.590	2179	0.147	0.184	0.032	0.287	6	131	110	79
1/0	54	-416	1.457	2043	1.537	2296	1.795	2707	0.117	0.147	0.031	0.237	6	150	126	91
2/0	70	-417	1.619	2018	1.669	2381	1.950	3214	0.093	0.117	0.030	0.195	4	173	145	105
3/0	86	-418	1.798	3166	1.849	3489	2.100	3967	0.074	0.094	0.030	0.162	4	201	168	122
4/0	109	-419	1.954	3922	2.018	4085	2.240	4614	0.058	0.075	0.029	0.135	4	232	194	141
262	132	-420	2.197	4843	2.247	5195	2.535	5781	0.048	0.063	0.029	0.118	3	273	228	165
313	159	-421	2.311	5585	2.361	5946	2.620	6559	0.040	0.053	0.029	0.103	3	298	249	181
373	189	-422	2.457	6373	2.507	6769	2.828	7590	0.034	0.045	0.029	0.091	2	332	277	201
444	227	-423	2.635	7492	2.685	7915	3.005	8791	0.028	0.039	0.028	0.083	2	382	319	231
535	273	-424	2.983	9536	3.033	10028	3.353	11010	0.024	0.033	0.029	0.075	2	406	340	247
646	326	-426	3.255	11270	3.306	11806	3.626	12872	0.020	0.028	0.029	0.069	1	474	396	287

Cable diameters shown as nominal are subject to a ± 5% manufacturing tolerance


Ordering GEXOL-HF Cables

Example:

- Four conductor power cable
- 0.6/1kV
- #6 AWG
- bronze armored & sheathed
- with ground



GEXOL® - HF FLAME RETARDANT FIVE CONDUCTOR POWER CABLE



LOW SMOKE HALOGEN-FREE

Extremely Flexible • 0.6/1kV • Rated 90°C

Conductors

Soft annealed flexible stranded tinned copper per IEEE 1580 Table 11.

Jacket

A black low smoke Halogen-Free flame retardant polyolefin, meeting IEEE 1580.

Armor (Optional)

Basket weave wire armor per IEEE 1580 and UL 1309/CSA 245. Bronze standard. Tinned copper available by request.



Insulation

GEXOL®-HF low smoke Halogen-Free flame retardant cross-linked polyolefin, meeting the requirements for Type LSE or LSX of IEEE 1580.

Color code:
Black-White-Red-Green-Orange

1/0 and larger use insulation with printed phase I.D.

Sheath (Optional)

A black low smoke Halogen-Free flame retardant polyolefin, meeting IEEE 1580.

APPLICATION

Smoke, with its toxic and corrosive effects, is recognized as the real culprit in fire fatalities. And, there is increasing concern about smoke evolution in confined spaces or areas of limited egress. Low smoke, Halogen-Free, GEXOL-HF should be used in the living quarters area to insure safe egress of personnel during a fire. GEXOL-HF does not produce corrosive gases during a fire that might damage expensive electronic equipment.

FEATURES

- Flame retardant: IEC 332-3 Category A and IEEE 1202.
- Low smoke and Halogen-Free.
- High strand count conductors make this product more flexible and easier to install than IEC 60092-350 Series cables.
- Severe cold durability: exceeds CSA cold bend/cold impact (-40°C/-35°C).
- Suitable for use in Class I, Division 1 and Zone 1 environments (armored and sheathed).
- Optional braid armor of bronze, aluminum or tinned copper.

RATINGS & APPROVALS

- 90°C Temperature Rating
- American Bureau of Shipping (ABS)
- NRTL Classified to IEEE STD. 1580
- Transport Canada
- Det Norske Veritas (DNV-GL)
- Lloyd's Register of Shipping (LRS)

GEXOL® is a registered trademark of AmerCable Incorporated.

Hawke Gland Types	Unarmored	Armored & Sheathed
Industrial & Safe Area (IP68)	121	153-X
Increased Safety "EExe"	501/421	501/453/U
Explosion Proof	710 Class I, Div. 2 Class I, Zone 2	753 Class I, Div. 1 Class I, Zone 1 & 2
Flameproof "EExd"	501/421 Zone 1 & 2	501/453/U (2 liter or < enclosures) ICG 653/U (2 liter or > enclosures) Zone 1 & 2

GEXOL®-HF FLEXIBLE POWER CABLE – FIVE CONDUCTOR

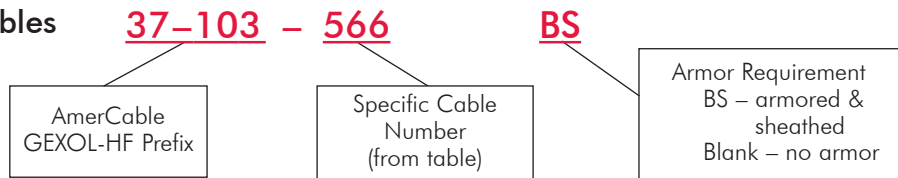
Size AWG/ kcmil	mm ²	Part No. 37-103	Unarmored		Armored (B)		Armored and Sheath (BS)		DC Resistance at 25°C (Ohms/ 1000 ft.)	AC Resistance 90°C, 60 Hz (Ohms/ 1000 ft.)	Inductive Reactance (Ohms / 1000 ft.)	Voltage Drop 90°C (Volts/Amp/ 1000 ft.)	Ampacity		
			Nominal Diameter (inches)	Weight (lbs/ Mft.)	Nominal Diameter (inches)	Weight (lbs/ Mft.)	Nominal Diameter (inches)	Weight (lbs/ Mft.)					90°C	75°C	60°C
			18	1.0	-558	0.463	114	0.514					189	0.672	276
16	1.3	-559	0.490	136	0.541	212	0.710	303	4.610	5.765	0.045	8.025	12	10	7
14	2.1	-510	0.530	170	0.580	256	0.760	350	2.907	3.635	0.042	5.075	19	16	12
12	3.3	-560	0.585	226	0.635	319	0.780	412	1.826	2.283	0.039	3.201	23	19	14
10	5.2	-561	0.639	302	0.689	403	0.889	553	1.153	1.441	0.037	2.034	30	26	18
8	7.6	-562	0.790	458	0.841	583	1.041	761	0.708	0.885	0.039	1.265	38	33	23
6	12.5	-563	0.932	700	0.983	848	1.183	1052	0.445	0.556	0.036	0.807	52	43	32
4	21	-565	1.159	1102	1.209	1289	1.409	1535	0.300	0.376	0.033	0.554	66	56	40
2	34	-566	1.343	1514	1.393	1729	1.593	2010	0.184	0.230	0.032	0.351	89	74	54
1	43	-567	1.495	2037	1.542	2276	1.800	2688	0.147	0.184	0.032	0.287	105	88	64
1/0	54	-568	1.640	2483	1.690	2748	1.949	3197	0.117	0.147	0.031	0.237	120	101	73
2/0	70	-569	1.849	3189	1.899	3488	2.158	3988	0.093	0.117	0.030	0.195	138	116	84
4/0	109	-746	2.175	4857	2.226	4685	2.484	5265	0.058	0.075	0.029	0.135	186	155	112

Cable diameters shown as nominal are subject to a ±5% manufacturing tolerance


Ordering GEXOL-HF Cables

Example:

- Five conductor power cable
- 0.6/1kV
- #2 AWG
- bronze armored & sheathed



GEXOL® - HF FLAME RETARDANT MULTI-CONDUCTOR CONTROL CABLE



LOW SMOKE HALOGEN-FREE

Extremely Flexible • 0.6/1kV • Rated 90°C

Conductors

Soft annealed flexible stranded tinned copper per IEEE 1580 Table 11.

Jacket

A black low smoke Halogen-Free flame retardant polyolefin, meeting IEEE 1580.

Sheath (Optional)

A black low smoke Halogen-Free flame retardant polyolefin, meeting IEEE 1580.



Insulation

GEXOL®-HF low smoke Halogen-Free flame retardant cross-linked polyolefin, meeting the requirements for Type LSE or LSX of IEEE 1580.

Color code:

ICEA K-1, Method 1. For less than minimum order quantities, Method 3 may be used.

Colored singles through 37/C.

Black ink printed singles above 37/C.

Armor (Optional)

Basket weave wire armor per IEEE 1580 and UL 1309/CSA 245. Bronze standard. Tinned copper available by request.

APPLICATION

Smoke, with its toxic and corrosive effects, is recognized as the real culprit in fire fatalities. And, there is increasing concern about smoke evolution in confined spaces or areas of limited egress. Low smoke, Halogen-Free, GEXOL-HF should be used in the living quarters area to insure safe egress of personnel during a fire. GEXOL-HF does not produce corrosive gases during a fire that might damage expensive electronic equipment.

FEATURES

- Flame retardant: IEC 332-3 Category A and IEEE 1202.
- Low smoke and Halogen-Free.
- High strand count conductors make this product more flexible and easier to install than IEC 60092-350 Series cables.
- Severe cold durability: exceeds CSA cold bend/cold impact (-40°C/-35°C).
- Suitable for use in Class I, Division 1 and Zone 1 environments (armored and sheathed).
- Optional braid armor of bronze, aluminum or tinned copper.

RATINGS & APPROVALS

- 90°C Temperature Rating
- American Bureau of Shipping (ABS)
- NRTL Classified to IEEE STD. 1580
- Transport Canada
- Det Norske Veritas (DNV-GL)
- Lloyd's Register of Shipping (LRS)

Hawke Gland Types	Unarmored	Armored & Sheathed
Industrial & Safe Area (IP68)	121	153-X
Increased Safety "EExe"	501/421	501/453/U
Explosion Proof	710 Class I, Div. 2 Class I, Zone 2	753 Class I, Div. 1 Class I, Zone 1 & 2
Flameproof "EExd"	501/421 Zone 1 & 2	501/453/U (2 liter or < enclosures) ICG 653/U (2 liter or > enclosures) Zone 1 & 2

GEXOL®-HF FLEXIBLE CONTROL CABLE – MULTI-CONDUCTOR

Size AWG	mm ²	Number of Conductors	Part No. 37-103	Unarmored		Armored (B)		Armored and Sheath (BS)		Ampacity		
				Nominal Diameter (inches)	Weight (lbs/MFt.)	Nominal Diameter (inches)	Weight (lbs/MFt.)	Nominal Diameter (inches)	Weight (lbs/MFt.)	90°C	75°C	60°C
				16	1.3	4	-529	0.459	114	0.509	187	0.667
16	1.3	5	-559	0.490	136	0.541	212	0.710	303	12	10	7
16	1.3	7	-505	0.528	167	0.578	250	0.715	334	11	9	6
16	1.3	8	-503	0.615	194	0.653	291	0.811	398	11	9	6
16	1.3	10	-504	0.653	237	0.703	341	0.903	493	8	7	5
16	1.3	16	-546	0.740	333	0.791	451	1.000	634	8	7	5
16	1.3	20	-687	0.870	451	0.920	589	1.120	782	8	7	5
16	1.3	24	-525	0.945	524	0.995	676	1.195	883	7	6	4
16	1.3	37	-526	1.070	725	1.120	896	1.320	1126	6	5	4
16	1.3	44	-577	1.229	986	1.279	1183	1.479	1443	5	5	3
16	1.3	60	-527	1.320	1126	1.370	1338	1.629	1707	5	5	3
16	1.3	91	-581	1.570	1818	1.620	2069	1.879	2500	5	5	3
14	2.1	4	-509	0.470	141	0.520	166	0.660	300	19	16	12
14	2.1	5	-510	0.530	170	0.580	256	0.760	350	19	16	12
14	2.1	6	-511	0.573	231	0.623	322	0.760	384	19	16	12
14	2.1	7	-521	0.551	210	0.601	248	0.760	395	17	14	10
14	2.1	10	-512	0.713	289	0.763	341	0.920	552	12	10	7
14	2.1	12	-585	0.714	339	0.764	400	0.936	603	12	10	7
14	2.1	14	-523	0.775	386	0.825	455	1.010	685	12	10	7
14	2.1	20	-513	0.930	579	0.980	683	1.165	912	12	10	7
14	2.1	24	-571	1.035	665	1.085	839	1.285	1063	11	9	7
14	2.1	30	-573	1.093	799	1.143	983	1.343	1217	11	9	7
14	2.1	37	-514	1.175	959	1.225	1153	1.425	1403	10	8	6
14	2.1	44	-574	1.315	1128	1.365	1348	1.565	1624	8	7	5
14	2.1	91	-582	1.793	2515	1.844	2802	2.102	3288	8	7	5
12	3.3	4	-517	0.540	188	0.590	222	0.735	368	23	19	14
12	3.3	5	-560	0.585	226	0.635	319	0.780	412	23	19	14
12	3.3	6	-547	0.633	264	0.683	367	0.883	515	23	19	14
12	3.3	10	-518	0.775	394	0.825	465	1.012	694	15	12	9
12	3.3	20	-519	1.035	775	1.085	915	1.367	1266	15	12	9
12	3.3	24	-572	1.180	918	1.230	1106	1.430	1356	13	11	8
12	3.3	37	-520	1.315	1327	1.365	1538	1.565	1814	12	10	7

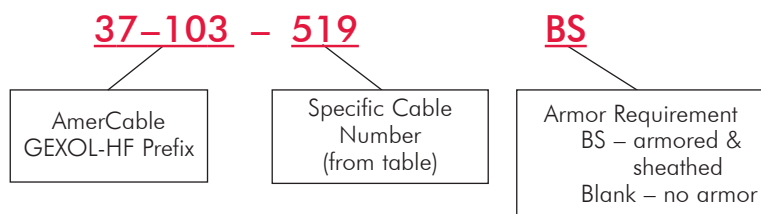
*Colored singles through 37/C. Black ink printed singles above 37/C.

Cable diameters shown as nominal are subject to a $\pm 5\%$ manufacturing tolerance

Ordering GEXOL-HF Cables


Example:

- Multi-Conductor control cable
- 0.6/1kV
- #12 AWG
- bronze armored & sheathed



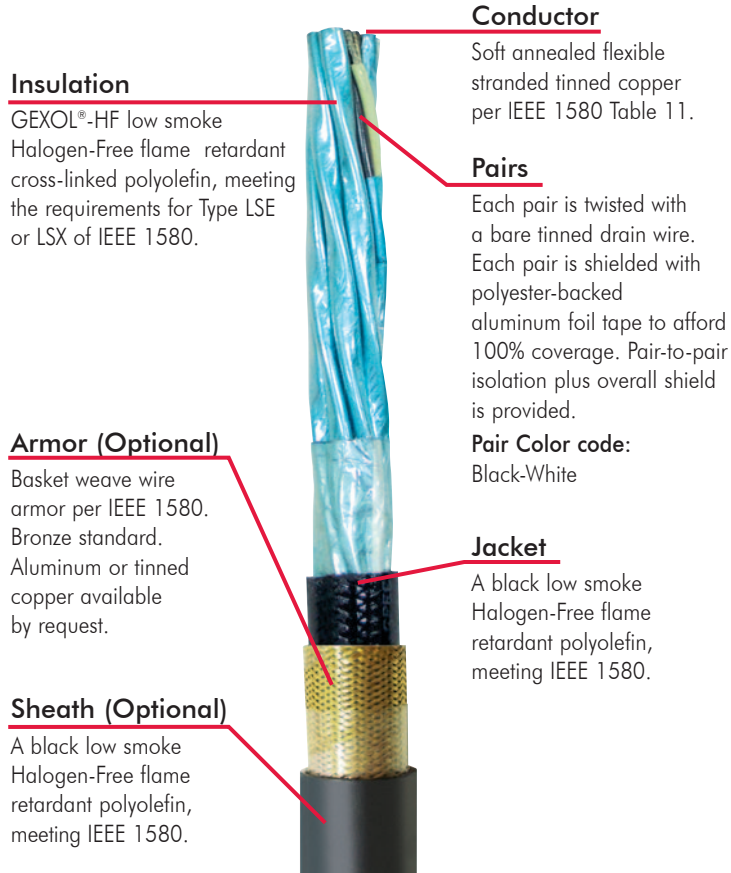
GEXOL® is a registered trademark of AmerCable Incorporated.

GEXOL® - HF FLAME RETARDANT SHIELDED PAIRS INSTRUMENTATION CABLE



LOW SMOKE HALOGEN-FREE

Extremely Flexible • 0.6/1kV • Rated 90°C



Cable available with blue jacket or stripe to signify intrinsically safe circuit.

APPLICATION

Designed and constructed for the demanding environments of offshore facilities located throughout the world.

Primarily used on critical circuits that must continue to function even in a fire condition. This product should be used on any circuit dedicated to emergency lighting, fire detection/suppression, alarms and personnel egress.

FEATURES

- Flame retardant: IEC 332-3 Category A and IEEE 1202.
- Low smoke and Halogen-Free.
- High strand count conductors make this product more flexible and easier to install than IEC 60092-350 Series cables.
- Severe cold durability: exceeds CSA cold bend/cold impact (-40°C/-35°C).
- Suitable for use in Class I, Division 1 and Zone 1 environments (armored and sheathed).
- Optional braid armor of bronze, aluminum or tinned copper.

RATINGS & APPROVALS

- 90°C Temperature Rating
- American Bureau of Shipping (ABS)
- NRTL Classified to IEEE STD. 1580
- Transport Canada
- Det Norske Veritas (DNV-GL)
- Lloyd's Register of Shipping (LRS)

Hawke Gland Types	Unarmored	Armored & Sheathed
Industrial & Safe Area (IP68)	121	153-X
Increased Safety "EExe"	501/421	501/453/U
Explosion Proof	710 Class I, Div. 2 Class I, Zone 2	753 Class I, Div. 1 Class I, Zone 1 & 2
Flameproof "EExd"	501/421 Zone 1 & 2	501/453/U (2 liter or < enclosures) ICG 653/U (2 liter or > enclosures) Zone 1 & 2

GEXOL® is a registered trademark of AmerCable Incorporated.

GEXOL® -HF INSTRUMENTATION CABLE – INDIVIDUALLY SHIELDED PAIRS

Size AWG	mm2	Number of Pairs	Part No. 37-103	Unarmored		Armored (B)		Armored and Sheath (BS)	
				Nominal Diameter (inches)	Weight (lbs/Mft.)	Nominal Diameter (inches)	Weight (lbs/Mft.)	Nominal Diameter (inches)	Weight (lbs/Mft.)
16	1.3	1	-610	0.382	82	0.432	97	0.577	216
16	1.3	2	-611	0.600	189	0.650	223	0.830	381
16	1.3	3	-612	0.644	206	0.695	310	0.895	460
16	1.3	4	-613	0.701	252	0.751	297	0.952	510
16	1.3	5	-614	0.735	305	0.785	422	0.985	589
16	1.3	7	-615	0.879	412	0.929	553	1.129	747
16	1.3	8	-616	0.915	456	0.965	538	1.165	798
16	1.3	10	-617	1.043	546	1.094	714	1.294	939
16	1.3	12	-618	1.081	647	1.131	763	1.331	1039
16	1.3	16	-619	1.195	821	1.245	1013	1.450	1275
16	1.3	18	-626	1.286	914	1.336	1118	1.536	1389
16	1.3	20	-688	1.307	1045	1.357	1240	1.557	1514
16	1.3	24	-699	1.567	1139	1.617	1385	1.900	1816
14	2.1	1	-620	0.435	101	0.468	172	0.626	253
14	2.1	2	-621	0.661	265	0.711	371	0.911	524
14	2.1	3	-622	0.705	276	0.755	326	0.949	544
14	2.1	4	-623	0.733	326	0.783	443	1.020	628
14	2.1	5	-624	0.841	438	0.892	571	1.092	758
14	2.1	7	-625	0.950	527	1.001	679	1.205	890
14	2.1	8	-630	0.982	583	1.033	739	1.237	956
14	2.1	10	-627	1.144	712	1.194	899	1.399	1146
14	2.1	12	-628	1.180	1005	1.230	1197	1.431	1448

#16 Pairs
 Capacitance = 22 nF/1000 ft.
 Inductance = 0.11 mH/1000 ft.
 Resistance = 4.52 ohms/1000 ft.

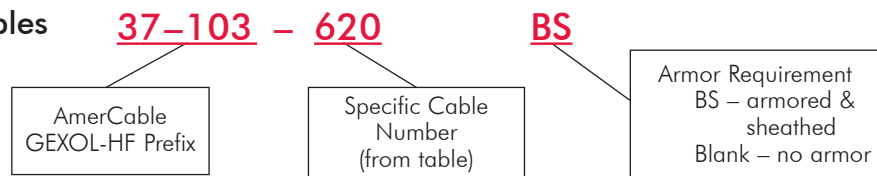
#14 Pairs
 Capacitance = 25 nF/1000 ft.
 Inductance = 0.11 mH/1000 ft.
 Resistance = 2.85 ohms/1000 ft.

Cable diameters shown as nominal are subject to a ± 5% manufacturing tolerance


Ordering GEXOL-HF Cables

Example:

- Instrumentation cable
- 0.6/1kV
- #14 AWG, 1 Pair
- bronze armored & sheathed



GEXOL® - HF FLAME RETARDANT SHIELDED TRIADS INSTRUMENTATION CABLE



LOW SMOKE HALOGEN-FREE

Extremely Flexible • 0.6/1kV • Rated 90°C

Insulation

GEXOL®-HF low smoke Halogen-Free flame retardant cross-linked polyolefin, meeting the requirements for Type LSE or LSX of IEEE 1580.

Conductor

Soft annealed flexible stranded tinned copper per IEEE 1580 Table 11.

Triads

Each triad is twisted with a bare finned drain wire. Each triad is shielded with polyester-backed aluminum foil tape to afford 100% coverage. Triad to triad isolation plus overall shielding is provided.

Triad Color code:
Black-White-Red

Armor (Optional)

Basket weave wire armor per IEEE 1580. Bronze standard. Aluminum or tinned copper available by request.

Jacket

A black low smoke Halogen-Free flame retardant polyolefin, compound meeting IEEE 1580.

Sheath (Optional)

A black low smoke Halogen-Free flame retardant polyolefin, meeting IEEE 1580.



Cable available with blue jacket or stripe to signify intrinsically safe circuit.

APPLICATION

Designed and constructed for the demanding environments of offshore facilities located throughout the world.

Primarily used on critical circuits that must continue to function even in a fire condition. This product should be used on any circuit dedicated to emergency lighting, fire detection/suppression, alarms and personnel egress.

FEATURES

- Flame retardant; IEC 332-3 Category A and IEEE 1202.
- Low smoke and Halogen-Free.
- High strand count conductors make this product more flexible and easier to install than IEC 60092-350 Series cables.
- Severe cold durability: exceeds CSA cold bend/cold impact (-40°C/-35°C).
- Suitable for use in Class I, Division 1 and Zone 1 environments (armored and sheathed).
- Optional braid armor of bronze, aluminum or tinned copper.

RATINGS & APPROVALS

- 90°C Temperature Rating
- American Bureau of Shipping (ABS)
- NRTL Classified to IEEE STD. 1580
- Transport Canada
- Det Norske Veritas (DNV-GL)
- Lloyd's Register of Shipping (LRS)

Hawke Gland Types	Unarmored	Armored & Sheathed
Industrial & Safe Area (IP68)	121	153-X
Increased Safety "EExe"	501/421	501/453/U
Explosion Proof	710 Class I, Div. 2 Class I, Zone 2	753 Class I, Div. 1 Class I, Zone 1 & 2
Flameproof "EExd"	501/421 Zone 1 & 2	501/453/U (2 liter or < enclosures) ICG 653/U (2 liter or > enclosures) Zone 1 & 2

GEXOL® -HF INSTRUMENTATION CABLE – INDIVIDUALLY SHIELDED TRIADS

Size AWG	mm ²	Number of Triads	Part No. 37-103	Unarmored		Armored (B)		Armored and Sheath (BS)	
				Nominal Diameter (inches)	Weight (lbs/MFt.)	Nominal Diameter (inches)	Weight (lbs/MFt.)	Nominal Diameter (inches)	Weight (lbs/MFt.)
16	1.3	1	-668	0.414	98	0.465	162	0.609	239
16	1.3	3	-669	0.776	274	0.827	397	1.040	572
16	1.3	4	-698	0.891	363	0.942	507	1.141	703
16	1.3	6	-676	1.045	522	1.095	689	1.295	914
16	1.3	7	-670	1.051	545	1.101	715	1.301	941
16	1.3	8	-677	1.136	619	1.186	800	1.386	1042

Cable diameters shown as nominal are subject to a $\pm 5\%$ manufacturing tolerance

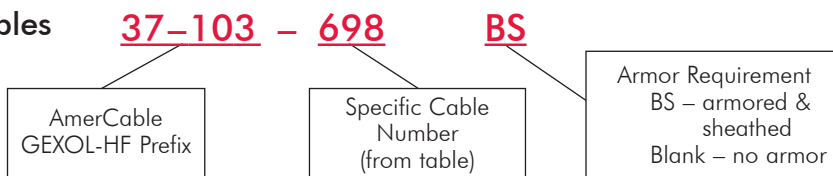
#16 Triads

Capacitance = 22 nF/1000 ft.
Inductance = 0.11 mH/1000 ft.
Resistance = 4.52 ohms/1000 ft.

Ordering GEXOL-HF Cables

Example:

- Instrumentation cable
- 0.6/1kV
- #16 AWG, 4 triad
- bronze armored & sheathed



VFD POWER CABLE

LOW SMOKE HALOGEN-FREE

Three Conductor • 2kV • Rated 90°C • GEXOL®-HF Insulation

Power Conductors (x3)

Soft annealed flexible stranded tinned copper per IEEE 1580 Table 11.

Insulation (2kV)

GEXOL®-HF low smoke halogen-free flame retardant cross-linked polyolefin, meeting the requirements for Type LSE or LSX of IEEE 1580.

Color: Gray with printed phase I.D. (Black-White-Red)

Ground Conductors (x3)

Soft annealed flexible stranded tinned copper per IEEE 1580 Table 11. Gexol®-HF insulated and sized per UL 1277. Color: Green

Shield

Overall tinned copper braid plus aluminum/polyester tape providing 100% coverage.

Jacket

A black low smoke halogen-free flame retardant polyolefin, meeting IEEE 1580.

Armor (Optional)

Tinned copper basket weave wire armor per IEEE 1580.

Sheath (Optional)

A black low smoke halogen-free flame retardant polyolefin, meeting IEEE 1580.

Note: For armored versions the braid is placed between the inner jacket and outer sheath where it serves as both the EMI shield and armor.

APPLICATION

A flexible, braid and foil shielded, 2kV power cable specifically engineered for use in variable frequency AC motor drive (VFD) applications where a low smoke halogen-free insulation is required.

FEATURES

- Low Smoke and Halogen-Free.
- Specially engineered cable design produces a longer cable life in VFD applications.
- Overall braid plus foil shield is engineered with 100% coverage and a surface transfer impedance <50 milliohms at 10MHz to contain EMI.
- Symmetrical insulated ground conductors reduce induced voltage imbalances and carry common mode noise back to the drive.
- High strand count conductors and braid shield design is much more flexible and easier than IEC 60092-350 series cables to install.
- GEXOL-HF's lower dielectric constant (standard HFXLPE, HFEPFR insulation materials have higher dielectric constants) reduces reflected wave peak voltage magnitudes. This allows for longer output cable distances and minimizes the effect of high frequency noise induced into the plant ground system.
- 2kV insulation thickness is used to resist the potential 2-3x reflected voltages experienced in 600V VFD applications.
- Severe cold durability: exceeds CSA cold bend/cold impact (-40°C/-35°C).
- Flame retardant: IEC 332-3 Category A and IEEE 1202.
- Suitable for use in Class I, Division 1 and Zone 1 environments (armored and sheathed).
- Optional braid armor of bronze, aluminum or tinned copper.

RATINGS & APPROVALS

- 90°C Temperature Rating
- American Bureau of Shipping (ABS)
- NRTL Classified to IEEE STD. 1580
- Transport Canada
- Det Norske Veritas (DNV-GL)
- Lloyd's Register of Shipping (LRS)

		Unarmored			Armored & Sheathed (TS)									Ampacity		
Size AWG/kcmil	mm ²	Part No. 37-103	Nominal Diameter Inches*	Weight Lbs./1000 Ft.	Part No. 37-103	Nominal Diameter Inches*	Weight Lbs./1000 Ft.	DC Resist. at 25°C Ohms/1000 Ft.	AC Resist. at 90°C, 60 Hz Ohms/1000 Ft.	Inductive Reactance Ohms/1000 Ft.	Voltage Drop at 90°C Volts/Amp/1000 Ft.	Grounding Conductor** Size (AWG)	90°C	75°C	60°C	
14	2.1	-508VFD	0.674	270	-508TSVFD	0.800	381	2.907	3.635	0.040	5.073	18	24	20	15	
12	3.3	-516VFD	0.696	306	-516TSVFD	0.822	431	1.826	2.283	0.038	3.199	16	29	24	18	
10	5.2	-308VFD	0.776	401	-308TSVFD	0.944	561	1.153	1.441	0.036	2.032	14	38	32	23	
8	7.6	-309VFD	0.832	490	-309TSVFD	1.000	672	0.708	0.885	0.037	1.263	14	48	41	29	
6	12.5	-310VFD	0.912	667	-310TSVFD	1.124	921	0.445	0.556	0.033	0.804	12	65	54	39	
4	21	-312VFD	1.120	954	-312TSVFD	1.288	1183	0.300	0.376	0.031	0.552	10	83	70	50	
2	34	-314VFD	1.254	1290	-314TSVFD	1.422	1597	0.184	0.230	0.029	0.348	10	111	93	67	
1	43	-315VFD	1.368	1592	-315TSVFD	1.595	1915	0.147	0.184	0.029	0.285	10	131	110	79	
1/0	54	-316VFD	1.484	1910	-316TSVFD	1.701	2345	0.117	0.147	0.029	0.234	10	150	126	91	
2/0	70	-317VFD	1.592	2306	-317TSVFD	1.819	2719	0.093	0.117	0.028	0.192	8	173	145	105	
4/0	109	-319VFD	1.916	3325	-319TSVFD	2.151	3892	0.058	0.075	0.027	0.132	8	232	194	141	
262	132	-320VFD	2.077	4201	-320TSVFD	2.285	4873	0.048	0.063	0.027	0.115	6	273	228	165	
313	159	-321VFD	2.156	4924	-321TSVFD	2.383	5422	0.040	0.053	0.026	0.100	6	298	249	181	
373	189	-322VFD	2.302	5504	-322TSVFD	2.510	6155	0.034	0.045	0.025	0.088	6	332	277	201	
444	227	-323VFD	2.452	6579	-323TSVFD	2.660	7276	0.028	0.039	0.025	0.080	6	382	319	231	
535	273	-324VFD	2.670	7882	-324TSVFD	3.020	9007	0.024	0.033	0.026	0.072	6	407	340	247	
646	326	-326VFD	2.947	9311	-326TSVFD	3.213	10325	0.020	0.028	0.026	0.065	4	474	396	287	
777	394	-327VFD	3.128	10862	-327TSVFD	3.417	12245	0.016	0.025	0.025	0.060	4	516	431	313	

*Cable diameters are subject to a +/- 5% manufacturing tolerance
 **3 Grounding Conductors – Green Insulated

GEXOL® is a registered trademark of AmerCable Incorporated

Strand Profile: Standard & LSHF

Size AWG/kcmil	Number of Strands	Closest IEEE 45 Std. Size	Equivalent Metric Size (mm ²)	Uninsulated Conductor Dia. (inches)
14	19	4	2.08	0.074
12	19	6	3.29	0.093
10	37	10	5.23	0.113
8	37	16	7.57	0.136
6	61	26	12.49	0.175
4	133	41	21.11	0.258
2	133	66	33.51	0.324
1	209	83	42.79	0.361
1/0	266	106	54.45	0.407
2/0	342	133	70.01	0.461
3/0	418	168	85.57	0.510
4/0	532	212	108.91	0.575
262	646	262	132.25	0.654
313	777	313	159.06	0.720
373	925	373	189.36	0.785
444	1110	444	227.23	0.860
535	1332	535	272.68	0.941
646	1591	646	325.70	1.029
777	1924	777	393.87	1.132

LSHF VFD Cable Ampacity Ratings

Based on IEEE Std. 45 with a 45°C ambient and arranged in a single bank per hanger. For those instances where cable must be double banked, the ampacities should be multiplied by 0.8.



GEXOL® - 331 HF FIRE RESISTANT PUBLIC ADDRESS / GENERAL ALARM CABLE



LOW SMOKE HALOGEN-FREE

Composite • 0.6/1kV • Rated 90°C

Conductors

Soft annealed flexible stranded tinned copper per IEEE 1580 Table 11.

Insulation

Fire resistant tape + GEXOL®-HF low smoke Halogen-Free flame retardant cross-linked polyolefin, meeting the requirements for Type LSE or LSX of IEEE 1580.

Jacket

A black low smoke Halogen-Free flame retardant polyolefin, meeting IEEE 1580.

Armor

Basket weave wire armor per IEEE 1580. Bronze standard. Aluminum or tinned copper available by request.

Sheath

A black low smoke Halogen-Free flame retardant polyolefin, meeting IEEE 1580.



APPLICATION

Exclusively approved by GAI-Tronics for use as the system cable for their SmartSeries® public address/general alarm systems. GAI-Tronics' microprocessor-based SmartSeries® systems utilize the latest technology in data communications to significantly improve system integrity and functionality.

It is critical to personnel safety that the public address/general alarm system continue to function in an emergency fire condition. For this reason, AmerCable has designed these system cables to be rugged, reliable, fire resistant, and based on its proven GEXOL technology.

FEATURES

- Fire resistant: IEC 60331.
- Flame retardant: IEC 332-3 Category A and IEEE 1202.
- Low smoke and Halogen-Free.
- High strand count conductors make this product more flexible and easier to install than IEC 60092-350 Series cables.
- Severe cold durability: exceeds CSA cold bend/cold impact (-40°C/-35°C).
- Suitable for use in Class I, Division 1 and Zone 1 environments (armored and sheathed).

RATINGS & APPROVALS

- 90°C Temperature Rating
- American Bureau of Shipping (ABS)
- NRTL Classified to IEEE STD. 1580
- Transport Canada
- Det Norske Veritas (DNV-GL)
- Lloyd's Register of Shipping (LRS)



AmerCable P/N 37-449-812
(GAI-Tronics P/N 60029-408)

Armored and Sheathed 16 Core Composite Cable

Consisting of:

- 6 x 18 AWG twisted pairs,
- 1 x 14 AWG twisted pair,
- 1 x 18 AWG orange conductor,
- 1 x 14 AWG green/yellow conductor.

AmerCable P/N 37-449-813
(GAI-Tronics P/N 60029-409)

Armored and Sheathed 16 Core Composite Cable

Consisting of:

- 6 x 18 AWG twisted pairs,
- 1 x 12 AWG twisted pair,
- 1 x 18 AWG orange conductor,
- 1 x 12 AWG green/yellow conductor




GEXOL-HF

LOW SMOKE HALOGEN-FREE OFFSHORE WIND POWER, CONTROL & INSTRUMENTATION CABLES



AmerCable is an ISO 9001:2105 certified cable manufacturer that combines leading-edge manufacturing technology, innovative thinking, and high-quality service to deliver the finest energy cable products and connectivity solutions.

AmerCable serves the world from our Energy Group headquarters in Katy, Texas. Our professional field engineers and sales force work with you to create innovative, cost effective project solutions.



Made in America

FOLLOW US!



2747 West Grand Parkway N
Suite A • Katy, TX 77449
800-506-9473 • 713-896-5800
e-mail: energy.sales@nexans.com
www.AmerCable.com