

# AUTOMOTIVE WELDING CABLES

WPCS, ROBOTIC & MANUAL



AmerCable

# AUTOMOTIVE CABLES

## Index

- 37-849 Weld Primary Cable – WPCS** . . . . . 2  
2000V (UL), 1000V c(UL), Primary power connections to transformers and Trans-Guns.  
RHH-RHW, Type TC, Type R90. GM Class 2 cable.
- 37-849 Weld Primary Cable – WPCS** . . . . . 4  
600V (UL), 1000V c(UL), Power drop for weld controllers, AC transformers  
and Tri-pack weld controls. RHH-RHW, Type TC, Type R90. GM Class 2 cable.
- 37-849 Weld Primary Cable – WPCS** . . . . . 6  
2000V (UL), 1000V c(UL), Power connections for transformers and weld controllers.  
RHH-RHW, Type TC, Type R90, GM Class 3 cable.
- 37-849 Weld Primary Cable – WPCS Flat** . . . . . 8  
600V (UL), 1000V c(UL), Flat power drop for transformers and weld controllers.  
RHH-RHW, Type TC, Type R90. GM Class 2 cable
- 37-430TF/431TF/432TF Tiger-Flex Power Cable** . . . . . 10  
2000V, Multi-conductor flexible power cable for continuous flexing and  
twisting applications. Type W, Type TC. 6 AWG to 4/0
- 37-829/849 Robotics and Manual Welding Power Cable** . . . . . 12  
600V, Flexible power cables for a wide range of robotic and welding applications.
- 37-809/849 Robotics and Manual Welding Power Cable** . . . . . 14  
2000V, Flexible power cables for a wide range of robotic and welding applications.
- 37-431/432/445 Cables for Toyota** . . . . . 16  
600V to 2000V, Cables specially designed for Toyota Motors.

## Lower Installed Costs

See Pg. 17



Made in America


# OUR COMMITMENT TO THE AUTOMOTIVE INDUSTRY



*Tough operating environments require cables engineered for longer service life and increased productivity*

AmerCable has an automotive cable productivity solution for you. Our innovatively engineered and manufactured Automotive Cable family is designed for your toughest conditions. As a leading producer of automotive cables in North America, AmerCable is dedicated to producing

- Highly flexible and reliable cables
- Cables that last longer in harsh automotive manufacturing environments
- Cables designed to help provide greater levels of safety and productivity



## CABLE INNOVATION

- Designing insulating and jacketing materials that are more flexible with greater resistance to abrasion and moisture
- Cable constructions that last longer – providing reduced down time for increased productivity
- New product development that addresses environmental, safety and cost reduction issues specific to your application.

## OPERATING EXCELLENCE

- Standard lead-time of 4 to 6 weeks
- Urgent response shipment capability of 1 to 3 weeks
- AmerCable is an ISO-9001 certified manufacturer



## HANDS-ON FIELD SUPPORT

Our experienced field application engineers are available for on-site evaluation and solutions. They also conduct education and training sessions that address safety, splicing and cable handling issues.

[www.AmerCable.com](http://www.AmerCable.com)

# WELD PRIMARY CABLE • WPCS 2000 VOLTS (UL) • 1000 VOLTS C(UL)

Type RHH/RHW • Type TC • Type R90 • 90°C



## Conductors

Flexible tinned copper

## Insulation

90°C ethylene-propylene rubber (EPR). Phase identified by color code

## Separator

A suitable separator providing easy stripping of insulation

## Separator


A suitable separator providing easy stripping of jacket

## Jacket

Mold-cured thermoset with cable identification via permanent marking (1/C is CV-Cured)

## Reinforcement

Synthetic yarn over assembly



## APPLICATION

- Primary power connections to transformers
- Main power drops
- Feeders to hard automatics and Trans-Guns
- Temporary feeders (4/0 single conductor)

## FEATURES

- Suitable for continuous operating conductor temperature of 90°C
- Extremely flexible stranding used for increased flexibility and ease of installation
- Insulated with EPR meeting the requirements of ICEA S-68-516
- Heavy Duty jacket offers excellent protection against abrasion, impact, heat, oil, flame, ozone, alkali and acids.
- Suitable for extra hard usage
- Rated by GM as Class 2 cable, suitable for periodic flexing

## RATINGS & APPROVALS

- UL Type RHH/RHW
- UL Type TC-ER (Multi-Conductor)
- c(UL) Type TC (Multi-Conductor)
- c(UL) Type R90
- Flame Resistance: FT1 (Single Conductor)
- Flame Resistance: FT4 (Multi-Conductor)
- CSA: -40°C
- UL 44: Thermoset-Insulated Wires and Cables
- UL 1277: Electrical Power and Control Tray Cables with Optional Optical-Fiber Members
- CSA C22.2 No. 38: Thermoset Insulated Wires and Cables
- ICEA S-68-516: Ethylene-Propylene Rubber Insulated Wire and Cable for the Transmission and Distribution of Electrical Energy
- ASTM B33: Tinned Soft or Annealed Copper Wire for Electrical Purposes
- ASTM B172: Standard Specification for Rope-Lay-Stranded Copper Conductors having Bunch-Stranded Members, for Electrical Conductors
- ASTM B173: Standard Specification for Rope-Lay-Stranded Copper Conductors Having Concentric-Stranded Members, for Electrical Conductors
- These cables meet the requirements of General Motors Corporation Resistance Welding Equipment WS-2, Section C: Primary Cables Specification.

### 37-849 • WELD PRIMARY CABLE • 2000 VOLTS (UL) • 1000 VOLTS C(UL)

Part No. 37-849-	Size AWG	Number of Power Conductors	Minimum Wires per Conductor	Nominal Insulation Thickness in.	Ground Size AWG	Minimum Wires per Ground Conductor	Nominal Ground Insulation Thk. in.	<sup>1</sup> Nominal Outside Diameter in.	<sup>1</sup> Approx. Weight Lbs/mft	<sup>1</sup> DC Resistance Ohms/mft @ 75°C
053	2/0	2	323	0.090	2	259	0.070	1.677	2184	0.101
055	2/0	3	323	0.090	2	259	0.070	1.890	2764	0.101
050	4/0	1	532	0.090	NA	NA	NA	0.917	908	0.0626

Part No. 37-849-	<sup>2</sup> Ampacity	WPCS Part No.	BOC Cross Ref.	Jacket Color
053	271	2X20X2X	BOC-33	Black
055	3X20X2X	BOC-38	Black	
050	1X40XXX	BOC-18	Yellow	

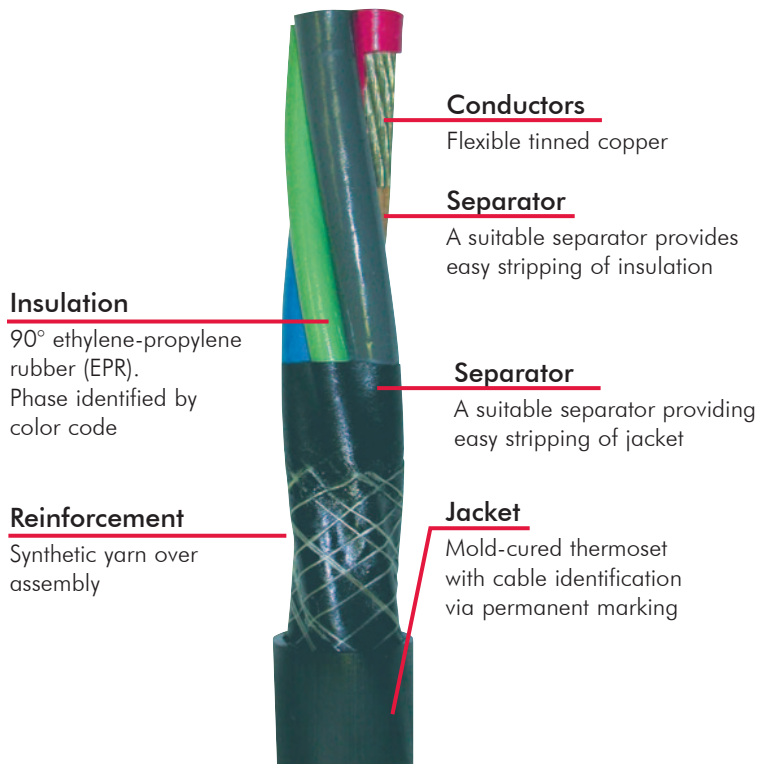
<sup>1</sup>Cable dimensions, weights and dc-resistances are subject to manufacturing tolerance. Consult factory for exact tolerances.

<sup>2</sup>Ampacity is listed with a 90°C conductor temperature and 30°C ambient air, free air installation, per 2005 NEC.



# WELD PRIMARY CABLE • WPCS 600 VOLTS (UL) • 1000 VOLTS C(UL)

Type RHH/RHW • Type TC • Type R90 • 90°C



## Insulation

90° ethylene-propylene rubber (EPR).  
Phase identified by color code

## Reinforcement

Synthetic yarn over assembly

## Conductors

Flexible tinned copper

## Separator

A suitable separator provides easy stripping of insulation

## Separator

A suitable separator providing easy stripping of jacket

## Jacket

Mold-cured thermoset with cable identification via permanent marking

## RATINGS & APPROVALS

- UL Type RHH/RHW
- UL Type TC-ER
- c(UL) Type TC
- c(UL) Type R90
- Flame Resistance: FT4
- CSA: -40°C
- UL 44: Thermoset-Insulated Wires and Cables
- UL 1277: Electrical Power and Control Tray Cables with Optional Optical-Fiber Members
- CSA C22.2 No. 38: Thermoset Insulated Wires and Cables
- ICEA S-68-516: Ethylene-Propylene Rubber Insulated Wire and Cable for the Transmission and Distribution of Electrical Energy

## APPLICATION

- 2/C 4/0 Plus 1/0 Ground
- Main power drop to a single-phase weld controller from a bus plug
- Power drop from a weld controller to a conventional AC transformer
- Power drop from a weld controller to a junction box for automatics
- 3/C 4/0 Plus 1/0 Ground Feeders for Tri-pack weld controls

## FEATURES

- Suitable for continuous operating conductor temperature of 90°C
- Extremely flexible stranding used for increased flexibility and ease of installation
- Phase conductors insulated with EPR meeting the requirements of ICEA S-68-516
- Heavy Duty jacket offers excellent protection against abrasion, impact, heat, oil, flame, ozone, alkali and acids
- Innovative design reduces diameter and weight
- Rated by GM as Class 2 cable, suitable for periodic flexing
- Suitable for extra hard usage

- ASTM B33: Tinned Soft or Annealed Copper Wire for Electrical Purposes
- ASTM B172: Standard Specification for Rope-Lay-Stranded Copper Conductors having Bunch-Stranded Members, for Electrical Conductors
- These cables meet the requirements of General Motors Corporation Resistance Welding Equipment WS-2, Section C: Primary Cables Specification.


**37-849 • WELD PRIMARY CABLE • 600 VOLTS (UL) • 1000 VOLTS C(UL)**

Part No. 37-849-	Size AWG	Number of Power Conductors	Minimum Wires per Conductor	Nominal Insulation Thickness in.	Ground Size AWG	Minimum Wires per Ground Conductor	Nominal Ground Insulation Thk. in.	<sup>1</sup> Nominal Outside Diameter in.	<sup>1</sup> Approx. Weight Lbs/mft	<sup>1</sup> DC Resistance Ohms/mft @ 75°C
051	4/0	2	532	0.080	1/0	266	0.055	1.825	2962	0.0626
054	4/0	3	532	0.080	1/0	266	0.055	2.033	3770	0.0626

Part No. 37-849-	<sup>2</sup> Ampacity	WPCS Part No.	BOC Cross Ref.	Jacket Color
051	361	2X4010X	BOC-31	Black
054	316	3X4010X	BOC-36	Black

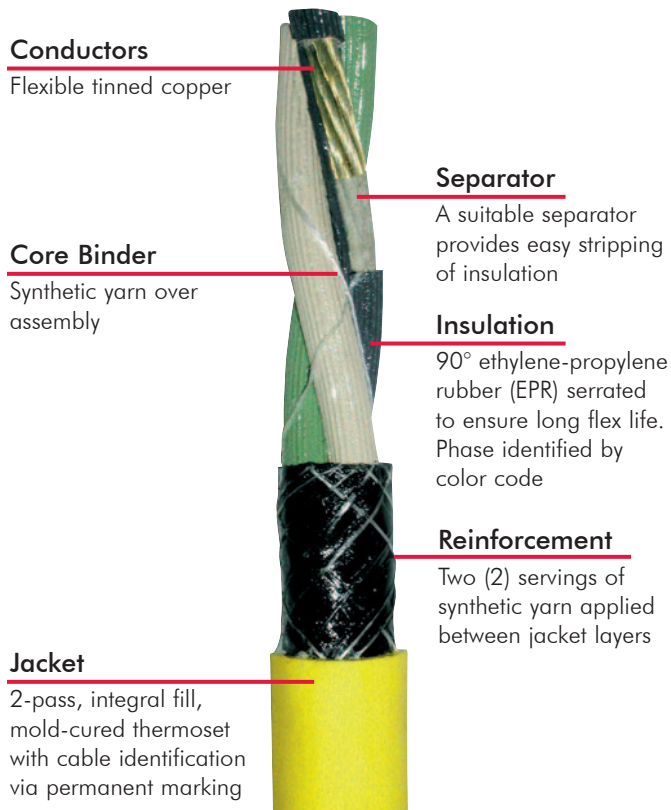
<sup>1</sup>Cable dimensions, weights and dc-resistances are subject to manufacturing tolerance. Consult factory for exact tolerances.

<sup>2</sup>Ampacity is listed with a 90°C conductor temperature and 30°C ambient air, free air installation, per 2005 NEC.



# WELD PRIMARY CABLE • WPCS 2000 VOLTS (UL) • 1000 VOLTS C(UL)

Type RHH/RHW • Type TC • Type R90 • 90°C



## APPLICATION

- Primary power connections to transformers (2/C plus ground)
- Main power drop to a three-phase weld controller from a bus plug (3/C plus ground)

## FEATURES

- Suitable for continuous operating conductor temperature of 90°C
- Extremely flexible stranding used for increased flexibility and ease of installation
- Insulated with EPR meeting the requirements of ICEA S-68-516
- Serrated insulation and special length of lay to insure long flex life
- Heavy duty jacket offers excellent protection against abrasion, impact, heat, oil, flame, ozone, alkali and acids
- Jacket extruded into cable core interstices to ensure durability
- Suitable for extra hard usage
- Rated by GM as Class 3 cable, suitable for continuous duty flexing service at moderate speeds with extensive high count flex life and moderate amounts of torsional stress

## RATINGS & APPROVALS

- UL Type RHH/RHW
- UL Type TC-ER
- c(UL) Type TC
- c(UL) Type R90
- Flame Resistance: FT4
- CSA: -40°C
- UL 44: Thermoset-Insulated Wires and Cables
- UL 1277: Electrical Power and Control Tray Cables with Optional Optical-Fiber Members
- CSA C22.2 No. 38: Thermoset Insulated Wires and Cables
- ICEA S-68-516: Ethylene-Propylene Rubber Insulated Wire and Cable for the Transmission and Distribution of Electrical Energy
- ASTM B33: Tinned Soft or Annealed Copper Wire for Electrical Purposes
- ASTM B173: Standard Specification for Rope-Lay-Stranded Copper Conductors Having Concentric-Stranded Members, for Electrical Conductors
- ASTM B174: Standard Specification for Bunch-Stranded Copper Conductors for Electrical Conductors
- These cables meet the requirements of General Motors Corporation Resistance Welding Equipment WS-2, Section C: Primary Cables Specification.




**37-849 • WELD PRIMARY CABLE • 2000 VOLTS (UL) • 1000 VOLTS C(UL)**

Part No. 37-849-	Size AWG	Number of Power Conductors	Minimum Wires per Conductor	Nominal Insulation Thickness in.	Ground Size AWG	Minimum Wires per Ground Conductor	Nominal Ground Insulation Thk. in.	<sup>1</sup> Nominal Outside Diameter in.	<sup>1</sup> Approx. Weight Lbs/mft	<sup>1</sup> DC Resistance Ohms/mft @ 75°C
048	2	3	259	0.070	2	259	0.070	1.453	1793	0.201
056	2	2	259	0.070	2	259	0.070	1.330	1347	0.201
057	4	2	259	0.070	4	259	0.070	1.225	1039	0.321

Part No. 37-849-	<sup>2</sup> Ampacity	WPCS Part No.	BOC Cross Ref.	Jacket Color
048	152	3XX2X2X	NA	Black
056	174	2XX2X2X	BOC-39	Yellow
057	130	2XX4X4X	BOC-40	Yellow

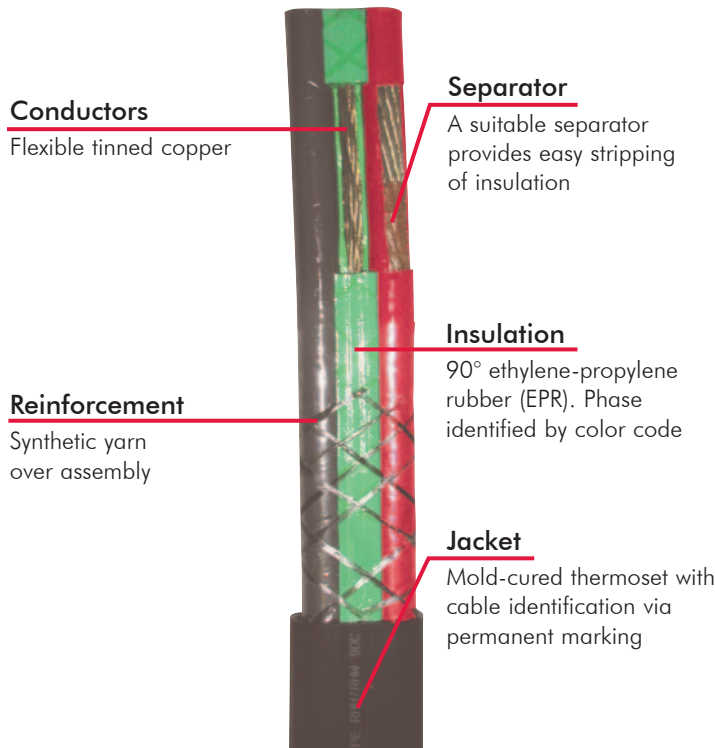
<sup>1</sup>Cable dimensions, weights and dc-resistances are subject to manufacturing tolerance. Consult factory for exact tolerances.

<sup>2</sup>Ampacity is listed with a 90°C conductor temperature and 30°C ambient air, free air installation, per 2005 NEC.



# WELD PRIMARY CABLE • FLAT WPCS • 600 VOLTS (UL) 1000 VOLTS C(UL)

Type RHH/RHW • Type TC • Type R90 • 90°C



## APPLICATION

- Main power drop from bus plug to single-phase weld controller
- Power drop from weld controller to conventional AC transformer
- Power drop from weld controller to junction box for automatics

## FEATURES

- Suitable for continuous operating conductor temperature of 90°C
- Extremely flexible stranding used for increased flexibility and ease of installation
- Phase conductors insulated with EPR meeting the requirements of ICEA S-68-516
- Heavy Duty jacket offers excellent protection against abrasion, impact, heat, oil, flame, ozone, alkali and acids
- Innovative design reduces diameter and weight
- Rated by GM as Class 2 cable, suitable for periodic flexing
- Suitable for extra hard usage

## RATINGS & APPROVALS

- UL Type RHH/RHW
- UL Type TC-ER
- c(UL) Type TC
- c(UL) Type R90
- Flame Resistance: FT4
- CSA: -40°C
- UL 44: Thermoset-Insulated Wires and Cables
- UL 1277: Electrical Power and Control Tray Cables with Optional Optical-Fiber Members
- CSA C22.2 No. 38: Thermoset Insulated Wires and Cables
- ICEA S-68-516: Ethylene-Propylene Rubber Insulated Wire and Cable for the Transmission and Distribution of Electrical Energy
- ASTM B33: Tinned Soft or Annealed Copper Wire for Electrical Purposes
- ASTM B172: Standard Specification for Rope-Lay-Stranded Copper Conductors having Bunch-Stranded Members, for Electrical Conductors
- These cables meet the requirements of General Motors Corporation Resistance Welding Equipment WS-2, Section C: Primary Cables Specification.


**37-849 • WELD PRIMARY CABLE • 600 VOLTS (UL) • 1000 VOLTS C(UL)**

Part No. 37-849-	Size AWG	Number of Power Conductors	Minimum Wires per Conductor	Nominal Insulation Thickness in.	Ground Size AWG	Minimum Wires per Ground Conductor	Nominal Ground Insulation Thk. in.	<sup>1</sup> Nominal Outside Dimension in.	<sup>1</sup> Approx. Weight Lbs/mft	<sup>1</sup> DC Resistance Ohms/mft @ 75°C
052	4/0	2	532	0.080	1/0	1050	0.055	1.1 x 2.131	2516	0.0626

Part No. 37-849-	<sup>2</sup> Ampacity	WPCS Part No.	BOC Cross Ref.	Jacket Color
052	361	2X4010F	BOC-19	Black

<sup>1</sup>Cable dimensions, weights and dc-resistances are subject to manufacturing tolerance. Consult factory for exact tolerances.

<sup>2</sup>Ampacity is listed with a 90°C conductor temperature and 30°C ambient air, free air installation, per 2005 NEC.



# TIGER-FLEX POWER CABLE

## FLEXIBLE • 90°C

## 2000 VOLTS



### Conductors

Specially designed and manufactured for maximum flex life.

### Separator

Non-adhering, easy to strip. Opaque for easy identification.

### Insulation


Specially formulated flexible thermoset EP per ICEA S-75-381 and UL 44. Serrated and lubricated to ensure long flex life. Phase identified by color code

### Reinforcement

Synthetic yarn over assembly

### Jacket

Oil, chemical and heat resistant yellow thermoset extra heavy-duty chlorinated polyethylene



## APPLICATION

Tiger-Flex Power Cable is designed for use in continuous flexing, twisting applications and harsh physical environments where flame, abrasion, chemicals, moisture, impact-tearing and temperature extremes are considerations. Applications include: portable power, robotic welding, power tracks, cable tenders, hoists, spring and motor driven reels, festoon systems, cable tracks and cranes. Tiger-Flex 8000 is also suitable for indoor or outdoor use on: magnet cranes, barges, mining machines and mining equipment. This cable is suitable for installation in water, including aerator ponds.

## FEATURES

- Special lay length and lubrication to ensure long flex life. Core-wrapped with high tensile binder to maintain flexing geometry.
- Conductor color coded for easy identification
- Conductors serrated and lubricated to ensure long flex life.

## RATINGS & APPROVALS

- UL listed Type W
- c(UL) listed Type TC
- c(UL) listed Type W
- Flame Resistance: FT-4, FT-5
- MSHA Approved
- ASTM B-33: Standard Specification for Tinned Soft or Annealed Wire for Electrical Purposes
- UL 44: Thermoset-Insulated Wires and Cables
- ICEA S-75-381/NEMA WC-58: Portable and Power Feeder Cables for Use in Mines and Similar Applications

### 37-430TF/431TF/432TF • TIGER-FLEX POWER CABLE • 2000 VOLTS

Part No. 37-	Size AWG	Numbers of Conductors	Minimum Number of Wires	Nominal Insulation Thickness in.	Nominal Jacket Thickness in.	Nominal Finished Diameter	Approx. Weight lbs. per 1,000 ft.	Ampacity 90°C Ambient Temp
430006TF	6	2	133	0.060	0.131	0.931	531	99
431006TF	6	3	133	0.060	0.148	1.020	659	99
432006TF	6	4	133	0.060	0.141	1.114	735	87
430004TF	4	2	259	0.060	0.144	1.028	704	130
431004TF	4	3	259	0.060	0.163	1.170	980	130
432004TF	4	4	259	0.060	0.161	1.270	1168	114
430002TF	2	2	259	0.060	0.180	1.269	1084	174
431002TF	2	3	259	0.060	0.160	1.350	1325	174
432002TF	2	4	259	0.060	0.186	1.480	1688	152
430001TF	1	2	259	0.080	0.178	1.439	1410	202
431001TF	1	3	259	0.080	0.171	1.518	1731	202
432001TF	1	4	259	0.080	0.187	1.681	2180	177
430010TF	1/0	2	266	0.080	0.171	1.527	1628	234
431010TF	1/0	3	266	0.080	0.191	1.650	2070	234
432010TF	1/0	4	266	0.080	0.185	1.790	2549	205
430020TF	2/0	2	342	0.080	0.181	1.649	1962	271
431020TF	2/0	3	342	0.080	0.181	1.754	2465	271
432020TF	2/0	4	342	0.080	0.189	1.931	3099	237
430030TF	3/0	2	418	0.080	0.191	1.769	2310	313
431030TF	3/0	3	418	0.080	0.197	1.894	2940	313
432030TF	3/0	4	418	0.080	0.197	2.074	3677	274
430040TF	4/0	2	532	0.080	0.201	1.927	2810	361
431040TF	4/0	3	532	0.080	0.201	2.044	3555	361
432040TF	4/0	4	532	0.080	0.213	2.265	4517	316

• Ampacity is based on a 90°C conductor temperature and 30°C ambient air, per 2005 NEC, Table 400-5 (b)

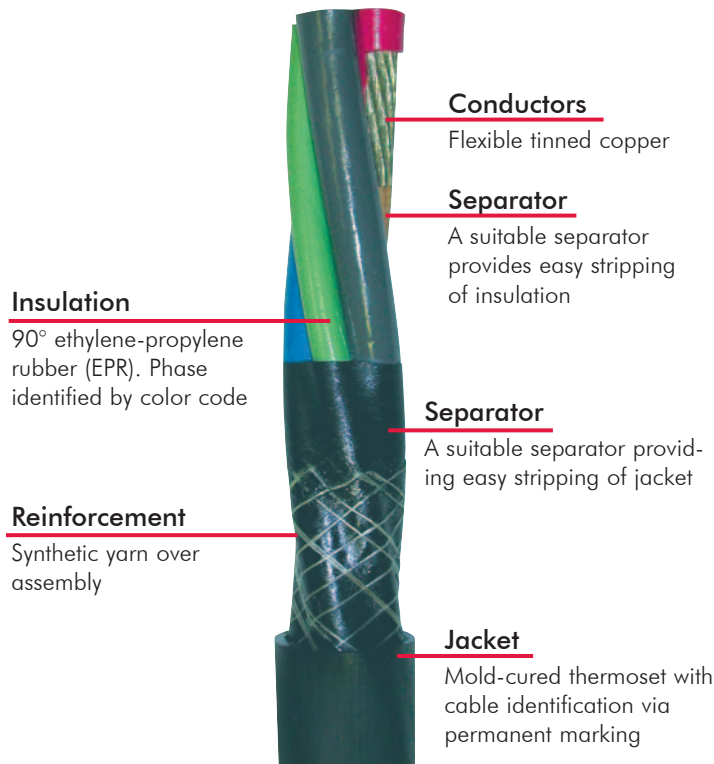
• 3/C and 4/C ampacities based on one non-current carrying conductor in the cable.

Passes General Motors EHS-221 Robotic Application Durability Test (4 AWG, 3 conductor).

Tiger® Brand is a registered trademark of AmerCable Incorporated

# ROBOTICS AND MANUAL WELDING POWER CABLE

## 90°C • FLEXIBLE • 600 VOLTS



### APPLICATION

AmerCable robotics and manual welding cables are suitable for a wide range of applications in robotic and manual welding operations in harsh industrial environments. Applications include temporary feeders from bus plugs, primary power drops from weld controllers, interconnects from weld controllers to transformers and bus drop feeders.

### FEATURES

- Flexible and easy to install
- Heat and chemical resistant thermoset jacket
- Suitable for continuous operating conductor temperature of 90°C

### RATINGS & APPROVALS

- UL listed
- c(UL) listed
- MSHA approved
- Flame Resistance: FT1 (Single Conductor)
- Flame Resistance: FT4 (Multi-Conductor)
- CSA: -40°C
- UL 44: Thermoset-Insulated Wires and Cables
- CSA C22.2 No. 38: Thermoset Insulated Wires and Cables
- ICEA S-68-516: Ethylene-Propylene Rubber Insulated Wire and Cable for the Transmission and Distribution of Electrical Energy

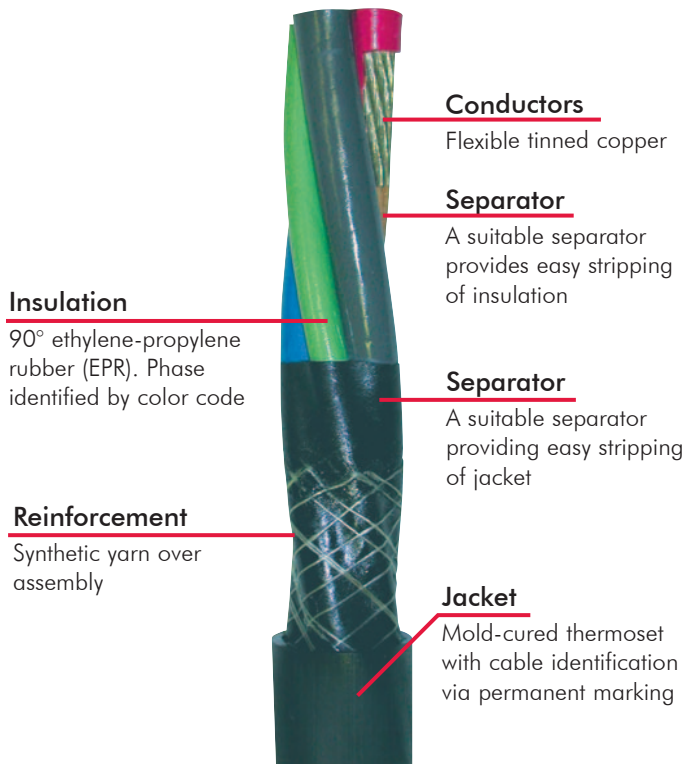


**37-829/849 • ROBOTICS AND MANUAL WELDING POWER CABLE • 600 VOLTS**

Part No. 37-	Conductor Size AWG	Number of Power Conductors	Min. Wires per Conductor	Nominal Insulation Thickness in.	Ground Size AWG	Min. Wires per Ground Conductor	Nominal Ground Insulation Thk. in.	Nominal Outside Dimensions in.	Typical Applications	Formally Known As BOC #
829-000SDL	4/0	2	532	0.080	1/0	1050	0.045	1.10 x 2.10 Flat	Power Drop to Controller, XFMR, J Box	19
849-001	4/0	2	532	0.080	1/0	266	0.080	1.95 Diameter	Power Drop to Controller, XFMR, J Box	31
849-002	2/0	2	323	0.080	4	133	0.060	1.66 Diameter	Power Drop & Feeder	33
849-003	2	3	259	0.080	7 (X2)	133	0.060	1.50 Diameter	Power Connections	34
849-004	4/0	3	532	0.080	1/0	266	0.80	2.34 Diameter	Feeder to Controllers	36
849-008	2/0	3	323	0.080	3	133	0.060	1.940 Diameter	Power Drop	38
849-006	2/0	3	323	0.080	4 (X2)	133	0.060	1.940 Diameter	Power Connections	35
849-058	4	3	133	0.060	8	133	0.060	1.190 Diameter	Power Drop	N/A
849-059	2/0	2	323	0.080	1/0	266	0.080	1.685 Diameter	Power Drop	N/A
849-060	2/0	3	323	0.080	6	133	0.060	1.744 Diameter	Power Drop	N/A
849-061	250	2	627	0.095	1/0	266	0.080	2.034 Diameter	Power Drop	N/A
849-062	250	3	627	0.095	1/0	266	0.080	2.370 Diameter	Power Drop	N/A
849-063	400	3	999	0.095	3	259	0.060	2.745 Diameter	Power Drop	N/A
849-064	262	2	646	0.095	1/0	266	0.080	2.120 Diameter	Power Drop	N/A
849-065	262	3	646	0.095	1/0	266	0.080	2.425 Diameter	Power Drop	N/A
849-066	1/0	3	266	0.080	6	133	0.060	1.665 Diameter	Power Drop	N/A
849-067	6	3	133	0.060	8	133	0.060	1.130 Diameter	Power Drop	N/A

• Cable dimensions and weights are subject to manufacturing tolerances. Consult factory for exact tolerances.

# ROBOTICS AND MANUAL WELDING POWER CABLE • 90°C FLEXIBLE • 2000 VOLTS



## APPLICATION

AmerCable robotics and manual welding cables are suitable for a wide range of applications in robotic and manual welding operations in harsh industrial environments. Applications include temporary feeders from bus plugs, primary power drops from weld controllers, interconnects from weld controllers to transformers and bus drop feeders.

## FEATURES

- Flexible and easy to install
- Heat and chemical resistant thermoset jacket
- Suitable for continuous operating conductor temperature of 90°C

## RATINGS & APPROVALS

- UL listed
- c(UL) listed
- MSHA approved
- Flame Resistance: FT1 (Single Conductor)
- Flame Resistance: FT4 (Multi-Conductor)
- CSA: -40°C
- UL 44: Thermoset-Insulated Wires and Cables
- CSA C22.2 No. 38: Thermoset Insulated Wires and Cables
- ICEA S-68-516: Ethylene-Propylene Rubber Insulated Wire and Cable for the Transmission and Distribution of Electrical Energy



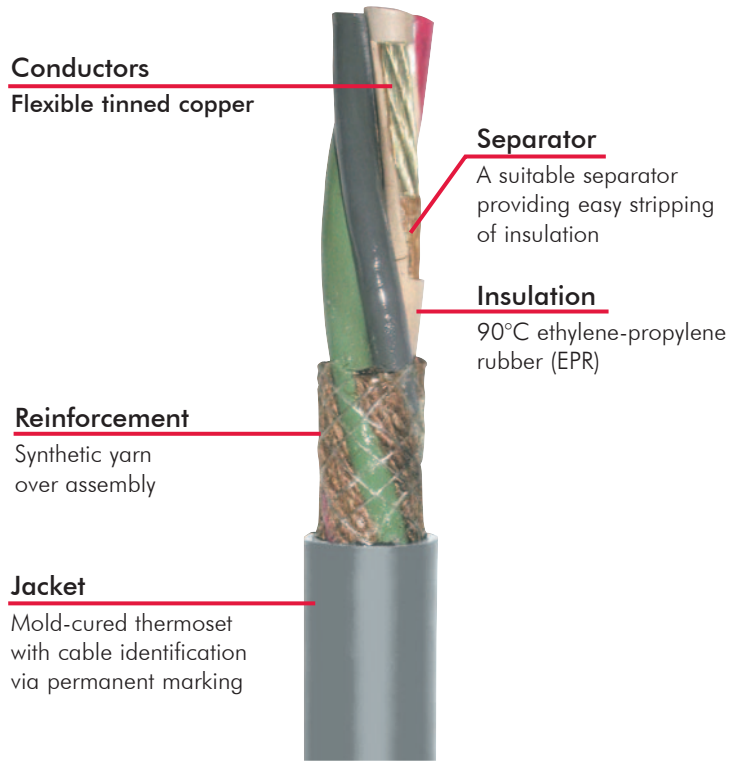
**37-809/849 • ROBOTICS AND MANUAL WELDING POWER CABLE • 2000 VOLTS**

Part No. 37-	Conductor Size AWG	Number of Power Conductors	Min. Wires per Conductor	Nominal Insulation Thickness in.	Ground Size AWG	Min. Wires per Ground Conductor	Nominal Ground Insulation Thk. in.	Nominal Outside Diameter in.	Typical Applications	Formally Known As BOC #
809-040	4/0	1	532	0.090	NA	NA	NA	0.930	Temporary Feeder	18
849-007	2	2	259	0.080	2	259	0.080	1.355	Power Connections Diameter	37
849-000	2	2	259	0.080	6	133	0.070	1.310	Power Connections Diameter	32



# AUTOMOTIVE CABLES FOR TOYOTA

## FLEXIBLE • 2KV • 90°C



### APPLICATION

These 600 and 2000 volt flexible cables are specially designed and manufactured to meet requirements of Toyota Motor Company. These cables are suitable for use in the harsh environment of automotive assembly operations, and meet applicable UL and Canadian listings.

### FEATURES

- Flexible and easy to install
- Gray jackets to meet Toyota requirements
- UL and c(UL) listed as appropriate

### RATINGS & APPROVALS

- UL 1277: Electrical Power and Control Tray Cables with Optional Optical Fiber Members
- CSA C222 No. 96: Portable Power Cables
- ASTM B33: Tinned Soft or Annealed CopperWire for Electrical Purposes
- Flame Resistance: FT4
- CSA: -40°C

Part No. 37-	Conductor Size AWG	Number of Power Conductors	Voltage	Nominal Outside Diameter in.	Approx. Weight lbs. per 1,000 ft.	UL Listing	c(UL) Listing
445-002TOY	2	3*	600 UL/1000 c(UL)	1.205	1416	TC-ER	R-90, TC
431-002GRY	2	3	2000	1.346	1246	W	W, TC
432-002GRY	2	4	2000	1.500	1622	W	W, TC
445-010TOY	1/0	3*	600 UL/1000 c(UL)	1.205	1416	TC-ER	R-90, TC
431-010GRY	1/0	3	2000	1.665	1967	W	W, TC
432-010GRY	1/0	4	2000	1.810	1396	W	W, TC
432-040GRY	4/0	4	2000	2.260	4376	W	W, TC

\*This cable also contains a #6 AWG insulated ground.

# INSTALLATION COST COMPARISON

Installation Description: Bus Drop from bus plug to safety switch or control panel;  
120 foot total cable run; 30 foot vertical drop

## 60 Amp Drop

### Conduit Installation

6AWG RHW + 8AWG RHW gnd .....	\$159.00
1" Rigid Conduit + Fittings.....	349.00
Labor (24 Hours).....	1200.00
<b>Total .....</b>	<b>\$1708.00</b>

### Open Wiring Installation

AmerCable Power Cable 6AWG + gnd ....	\$398.00
(AmerCable Part #: 37-849-067)	
Cable Supports .....	90.00
Labor (8 Hours).....	400.00
<b>Total .....</b>	<b>\$888.00</b>

### Savings

Conduit Installation .....	\$1708.00
Open Wiring Installation .....	888.00
Cost Difference .....	820.00
<b>Total Savings.....</b>	<b>48%</b>

## 100 Amp Drop

### Conduit Installation

2AWG RHW + 8AWG RHW gnd .....	\$335.00
1-1/4" Rigid Conduit + Fittings .....	472.00
Labor (24 Hours).....	1200.00
<b>Total .....</b>	<b>\$2007.00</b>

### Open Wiring Installation

AmerCable Power Cable 4AWG + gnd ....	\$468.00
(AmerCable Part #: 37-849-058)	
Cable Supports .....	90.00
Labor (8 Hours).....	400.00
<b>Total .....</b>	<b>\$958.00</b>

### Savings

Conduit Installation .....	\$2007.00
Open Wiring Installation .....	958.00
Cost Difference .....	1049.00
<b>Total Savings.....</b>	<b>52%</b>

## 200 Amp Drop

### Conduit Installation

3/0AWG RHW + 6AWG RHW gnd.....	\$656.00
2" Rigid Conduit + Fittings.....	673.00
Labor (32 Hours).....	1600.00
<b>Total .....</b>	<b>\$2929.00</b>

### Open Wiring Installation

AmerCable Power Cable 2/0AWG + gnd	\$1183.00
(AmerCable Part #: 37-849-060)	
Cable Supports .....	140.00
Labor (16 Hours).....	800.00
<b>Total .....</b>	<b>\$2123.00</b>

### Savings

Conduit Installation .....	\$2929.00
Open Wiring Installation .....	2123.00
<b>Cost Difference.....</b>	<b>806.00</b>

**Total Savings.....28%**

## 400 Amp Drop

### Conduit Installation

600 kcmil RHW + 1/0AWG RHW gnd ...	\$2265.00
4" Rigid Conduit + Fittings .....	1994.00
Labor (48 Hours) .....	2400.00
<b>Total .....</b>	<b>\$6659.00</b>

### Open Wiring Installation

AmerCable Power Cable	
400 kcmil + gnd.....	\$2707.00
(AmerCable Part #: 37-849-063)	
Cable Supports.....	210.00
Labor (24 Hours) .....	1200.00
<b>Total .....</b>	<b>\$4117.00</b>

### Savings

Conduit Installation .....	\$6659.00
Open Wiring Installation .....	4117.00
Cost Difference.....	2542.00
<b>Total Savings.....</b>	<b>38%</b>

# AUTOMOTIVE WELDING CABLES

## WPCS, ROBOTIC & MANUAL



AmerCable manufactures high-quality jacketed electrical cables for the automotive industry and other specialized industrial applications.

AmerCable is an ISO 9001 certified cable manufacturer that combines leading-edge technology, proven manufacturing techniques, and high quality service to deliver the finest automotive cable products available.



AmerCable's 400,000 sq. ft. manufacturing facility and corporate headquarters in El Dorado, Arkansas.

AmerCable serves a worldwide customer base from our manufacturing facility in El Dorado, Arkansas. Our professional field engineering and sales force work in partnership with our network of independent distributors to identify and fulfill your specific cable requirements.

### WHAT CAN YOU EXPECT FROM AMERCABLE?

- High Quality Cable
- Professional Sales, Support and Service
- Strategic Inventory Locations
- Operational Excellence
- Short Lead Times



Made in America

FOLLOW US!



350 Bailey Road • El Dorado, Arkansas USA  
(870) 862-4919 • (800) 643-1516  
Fax (870) 862-9613  
e-mail: [mining.sales@nexans.com](mailto:mining.sales@nexans.com)  
[www.AmerCable.com](http://www.AmerCable.com)